



义务教育教科书

义务教育教科书


英语 English

三年级起点 四年级下册

英语

English

三年级起点 四年级下册



绿色印刷产品

批准文号：湘发改价费〔2017〕343号

ISBN 978-7-5539-0572-3



9 787553 905723 >

定价：5.32 元



湖南教育出版社  
山东教育出版社



湖南教育出版社



山东教育出版社



义务教育教科书

英语

English

三年级起点 四年级下册

编著 小学英语教科书编委会

主编 秦秀白

Name \_\_\_\_\_ Class \_\_\_\_\_ No. \_\_\_\_\_



湖南教育出版社



山东教育出版社

## 图书在版编目(CIP)数据

英语. 四年级下册 / 秦秀白主编. —长沙: 湖南教育出版社, 2013. 5

义务教育教科书: 三年级起点 (2021.11重印)

ISBN 978-7-5539-0572-3

I. ①英… II. ①秦… III. ①英语课—小学—教材 IV. ①G624.311

中国版本图书馆 CIP 数据核字 (2013) 第 106404 号



义务教育教科书

英语 English YINGYU

三年级起点 四年级下册

编 著: 小学英语教科书编委会

主 编: 秦秀白

责任编辑: 黄永华 张艺琼 王金洲

版式设计: 任晓庆

出版发行: 湖南教育出版社 (长沙市韶山北路 443 号)

电子邮箱: hnjycbs@sina.com

客 服: 电话 0731-85486979

出版发行: 山东教育出版社 (济南市纬一路 321 号)

重 印: 湖南出版中心

经 销: 湖南省新华书店

印 刷: 湖南天闻新华印务有限公司

开 本: 787 毫米 × 1092 毫米 1/16

印 张: 5

版 次: 2013 年 7 月第 1 版 2021 年 11 月第 9 次印刷 (2022 春)

书 号: ISBN 978-7-5539-0572-3

印 数: 1—80000 册

定 价: 5.32 元

著作权所有, 请勿擅用本书制作各类出版物, 违者必究。

如有质量问题, 影响阅读, 请与湖南出版中心联系调换。

联系电话: 0731-88388986

0731-88388987



## 致同学们的一封信

同学们，你们好！欢迎来到英语学习的新天地！从现在起你们将在老师的引导下，与 Wang Li、Zhou Lin、Li Xiao、Amy、Andy 及小乌龟 Ted 一道成长，一起学习、歌唱、游戏，逐步学会用英语进行交流、倾诉和分享；学会表演小故事和短剧，演唱简单的英语歌谣，观察和描述美丽的图片，了解国内外文化习俗和风情，阅读和认知更为广阔的世界。

本套教科书根据教育部 2011 年颁发的《义务教育英语课程标准》二级标准进行修订，以三年级为起点，按学期分为 8 册。三、四年级每册分 9 个学习单元和 3 个复习单元，五、六年级每册分 10 个学习单元和 2 个复习单元，建议每个单元用 4 学时学习；根据整体学习需要，各册有选择性地设置了总结学习规律、体验英语文化及拓展国际视野的开放性学习内容。

本套教科书根据“话题 + 功能 + 词汇 + 结构 + 活动”建构体系，按照“听说为先，读写跟上；点面结合，不断复现；循序渐进，螺旋上升”的原则编排内容，从学生熟悉的事物和生活确定单元话题，围绕话题选择素材、设计活动，强调综合语言运用能力，强调英语的工具性和人文性；学习单元分 A、B 两部分，通过活动将情景对话、单词学习、复习巩固和评价融为一体，强调在语境中学习和培养用英语做事情的综合实践能力及开放创新的思维方式；三、四年级的复习单元是总结学习内容，五、六年级的复习单元是先通过活动整理知识，再进行 Fun Reading 与 Culture Tips 阅读，逐步实现人文素养和文化意识的培养。


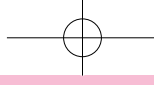
本套教科书力求体现以下特点：一、以学生为中心，强调自主学习，寓学于乐，通过听说、读写、游戏、吟唱、玩演等任务引领学习活动；二、与时俱进，强调学习情境的真实性和语言的自然流畅；三、协作学习，强调探究与创新，设计合作学习、评价和开放思维的空间，培养团结精神和自信心；四、渗透爱国意识教育，强调中华优秀传统文化传承；五、精选学习内容，强调教学资源的选择性和开放性，设计 Fun Time、Story Time、Game Time 等供选择和体验；六、注重整体学习，强调学习规律的归纳整理，除词汇表外各册还分别设计了 Phonics、日常用语等附录。

同学们，要学好英语，用英语做事，就要多听、多说、多读、多写，保持兴趣，充满自信，相信“I can do it！”只要通过反复实践，就能学好英语，用好英语，逐步提高综合语言运用的能力，为面向未来和走向世界打下坚实的基础。

同学们，让我们一起踏上英语学习的新航程吧！预祝你们成功！

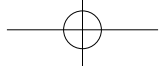
你们的好朋友：小学英语教科书编委会





# Contents

<b>Unit 1</b>	What do we need? .....	2
<b>Unit 2</b>	There are many flowers. ....	8
<b>Unit 3</b>	They are playing. ....	14
<b>Review 1</b>	.....	20
<b>Unit 4</b>	What's the weather like? .....	22
<b>Unit 5</b>	What do you do on Saturdays? .....	28
<b>Unit 6</b>	Where are you going? .....	34
<b>Review 2</b>	.....	40
<b>Unit 7</b>	Does she like toys? .....	42
<b>Unit 8</b>	How much is it? .....	48
<b>Unit 9</b>	What are you going to do this summer? ..	54
<b>Review 3</b>	.....	60
Fun Time	.....	62
Story Time	.....	64
Game Time	.....	66
Words and Expressions in Each Unit	.....	68
Vocabulary	.....	71
Appendices	.....	74




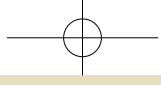


# Unit 1

# What do we need?

Let's go to the park.

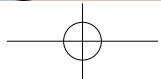
Great! What do we need?



请讲普通话  
请写规范字

We need coats.


Why not take an umbrella?





# Section A


## 1 Look and listen



## 2 Listen, circle and say




coat



umbrella



kite



cloudy





### ③ Look, listen and try



### ④ Listen, tick and match

*What are they doing? What do they need?*

 <p>Andy</p> <p>(     ) making a card</p> <p>(     ) reading</p> <p>(     ) playing basketball</p>	 <p>Mr Yu</p> <p>(     ) camping</p> <p>(     ) writing</p> <p>(     ) playing football</p>		
<p>umbrella</p> <p>scissors</p>	<p>basketball</p> <p>water</p>	<p>football</p> <p>pen</p>	<p>tent</p> <p>book</p>

### ⑤ Look and talk





## Section B

### 6 Look, listen and talk

Work with your partner. Look at the pictures. Take turns to ask each other questions.



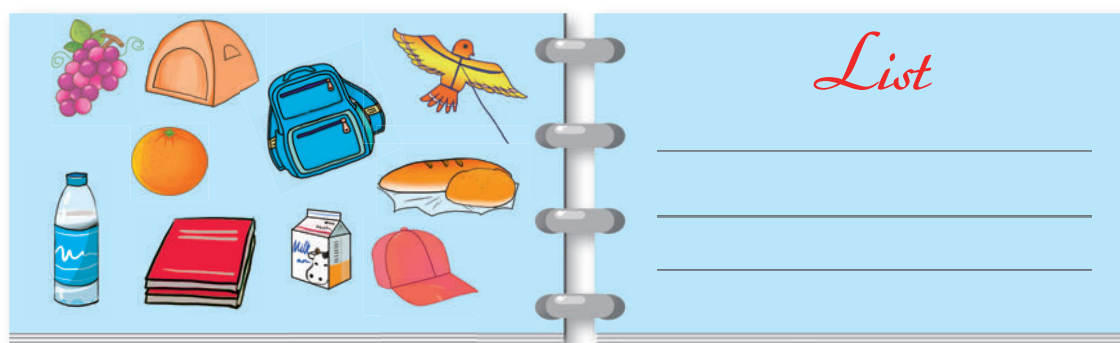

football shoes socks scissors



paper book crayons ruler

### 7 Talk and write

Work in groups. You go camping with your parents. Make a list of what you need.



## 8 Listen and sing

### What does she need?

1=F  $\frac{4}{4}$

1 1 1 1 | 3 5 3 1 | 2 2 2 2 | 7 2 7 5 |

It's cloud-y. It's cold. I need an um - brel-la.

It's cloud-y. It's cold. I need a warm coat.

1 1 1 1 | 3 5 5 3 1 | 2 2 2 2 2 | 5 5 6 7 1 - :||

What does she need? What does she need? She needs an um - brel-la!

What does she need? What does she need? She needs a warm coat!

## 9 Things I can do

 *I can say:*

What do we need? We need ...

What does he/she need? He/She needs ...

Why not take ...?

What about ...?

 *I can write and say:*

coat

umbrella

kite

cloudy

---



---



---



---



# Unit 2

# There are many


There are many  
flowers, too.

This is a sunflower.





flowers.



Please tell us about  
this plant, Uncle Wang.

It is big and yellow.




## Section A

### 1 Look and listen




### 2 Listen, circle and say




grass



plant




tree





flower

### ③ Look, listen and try



### ④ Listen, tick and colour

What's in his/her garden?


 <b>Mr Yu</b>	 <b>Ms Li</b>
(     ) yellow flowers	(     ) red roses
(     ) apple trees	(     ) blue flowers
(     ) watermelons	(     ) sunflowers

Colour the flowers in Ms Li's garden.



### ⑤ Draw and talk

Work with your partner. Draw a garden with flowers and trees.  
Take turns to ask each other questions.



**Pupil A:** Are there any red flowers in your garden?

**Pupil B:** Yes, there are. Is there an orange tree in your garden?

## Section B

### ⑥ Listen, read and tick



**Wang Li:** Can you tell us about this tree?

**Uncle Wang:** This is not a tree. This is bamboo.

**Wang Li:** The leaves are small.

**Wang Li:** How many plants are there?

**Uncle Wang:** Ten.

**Wang Li:** No, eleven. Oh, no. Ted!



- |                                  |          |           |
|----------------------------------|----------|-----------|
| a. Bamboo is a tree.             | True ( ) | False ( ) |
| b. The leaves are small.         | True ( ) | False ( ) |
| c. There are eleven watermelons. | True ( ) | False ( ) |

### ⑦ Tick and talk

*Work with your partner. Look at a garden in your school or at home. Tick what's in the garden. Take turns to ask each other questions.*

- |                 |                    |            |
|-----------------|--------------------|------------|
| ( ) red flowers | ( ) yellow flowers | ( ) birds  |
| ( ) apple tree  | ( ) orange tree    | ( ) snake  |
| ( ) red leaves  | ( ) green leaves   | ( ) turtle |
| ( ) big flowers | ( ) small flowers  | ( ) kids   |

Is there a/an/any ...?

No. There is no ... /Yes. There is ...

Are there any ...?

No. There are no ... /Yes. There are ...

## 8 Listen and chant

**Tell us about your garden!**

*Ms Li, Ms Li, tell us about your garden!  
Are there any flowers in your garden?  
Yes, there are. There are many flowers in my garden.  
Red, blue, and yellow flowers in my garden!*

*Ms Li, Ms Li, tell us about your garden!  
Are there any trees in your garden?  
No, there aren't. There are no trees in my garden.  
No trees, no trees, no trees in my garden!*



## 9 Things I can do

 *I can say:*

Please tell us about ...

Are there ...?

Yes, there are./No, there aren't.

There is/are (no) ...

 *I can write and say:*

grass

plant

tree

flower

---

---

---


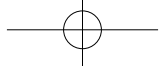


# Unit 3

## They are playing.









## Section A

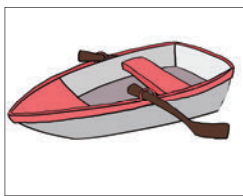
### 1 Look and listen



### 2 Listen, circle and say




island



boat



photo



river




### ③ Listen, write and learn

play → play <del>ing</del>	_____ → writ <del>ing</del>	read → _____
sing → _____	jump → _____	_____ → swim <del>ing</del>

### ④ Look, listen and talk



sheep



fight



duck



read



take a photo



play ping-pong



Try with your friend

Is the sheep jump~~ing~~?



No, it isn't. It is sleep~~ing~~.



Are they fight~~ing~~?



Yes, they are.



### ⑤ Listen, tick or cross



( )



( )



( )



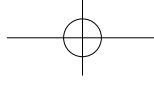
( )



( )

seventeen

17



## Section B

### ⑥ Listen, read and write



**Wang Li:** How many orange trees are there?


**Tour guide:** There are twelve orange trees.

**Wang Li:** Wow!

**Wang Li:** Look at the ducks in the water.  
Are they playing?

**Tour guide:** Yes, they are.


**Wang Li:** Let me take a photo.



- a. What are the ducks doing? \_\_\_\_\_
- b. Is Wang Li taking a photo? \_\_\_\_\_

### ⑦ Look and talk

*Work in pairs. Take turns to ask each other questions.*



## 8 Listen and chant

### Are they playing?

*Look at the ducks in the water!  
Are they playing? Are they playing?  
Yes, they are! Yes, they are!  
Look at the turtle on the island!  
Is it sleeping? Is it sleeping?  
Yes, it is! Yes, it is!  
Look at the kid in the photo!  
Is she crying? Is she crying?  
No, she isn't! No, she isn't!*



## 9 Things I can do

 *I can say:*

Are they play~~ing~~?

Yes, they are./No, they aren't.

What are the birds do~~ing~~?

They are play~~ing~~.

 *I can write and say:*

island

boat

photo

river

---

---

---

---



# Review 1

## Activity 1 Listen and write

Listen and make a list for camping (List at least 3 things).

List

- \_\_\_\_\_
- \_\_\_\_\_
- \_\_\_\_\_



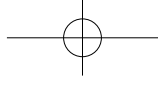
## Activity 2 Look and write

Look at the pictures on pages 8, 9 and 12. Use the words and phrases in the box and write sentences.

There is ...

There are ...

- |         |       |        |       |        |           |        |
|---------|-------|--------|-------|--------|-----------|--------|
| • grass | plant | flower | tree  | bamboo | sunflower | leaves |
| • red   | blue  | yellow | green |        |           |        |



### Activity 3 Look and tell

Look at the pictures on pages 17 and 18. Tell your friends about the pictures. Use the words and phrases in the box.

They are ...	He/She is ...	The duck (sheep ...) is ...		
playing	reading	sleeping	taking a photo	singing
fighting	writing	swimming	playing ping-pong	



### Activity 4 Practise the phrases or sentences

What do we need? We need ... What are the birds doing?

What does he/she need? They are playing.

He/She needs ...

Why not take ...?

What about ...?

Please tell us about ...

Are there ...?

Yes, there are./No, there aren't.

There is/are (no) ...

Are they playing?

Yes, they are./No, they aren't.

Well done! Tick the box.	Activity 1	Activity 2	Activity 3	Activity 4
😊 Good				
😊 Very good				
😊 Excellent				

# Unit 4

## What's the weather





like?




Andy

Li Xiao

# Section A

## 1 Look and listen




## 2 Listen, circle and say



sunny



rain









hot



cold

### ③ Listen, write and learn

 rain → rainy	 snow → _____
 wind → _____	 _____ → sunny
 _____ → cloudy	 fog → _____

### ④ Listen and number



(      )



(      )


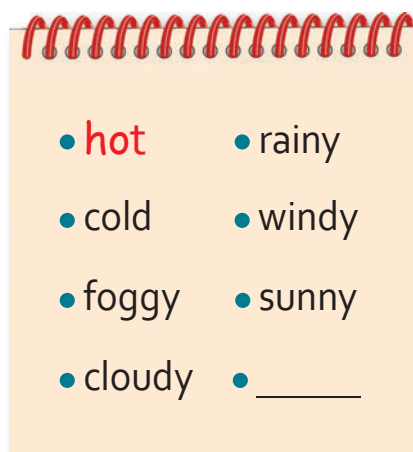


(      )



(      )

### ⑤ Act and guess



twenty-five

25




















## Section B

### ⑥ Listen, read and tick




Good morning. Here is today's world weather. In Ottawa, it's windy and cool. In New Delhi, it's hot and rainy. It's humid. The weather in Beijing is good. It's sunny and warm.

 长宽比 2:1 Ottawa	 长宽比 3:2 New Delhi	 长宽比 3:2 Beijing
cloudy 	foggy 	windy 
windy 	rainy 	sunny 
hot 	humid 	cold 
cool 	hot 	warm 

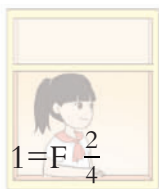
### ⑦ Look and talk

*What's the weather like?*





## 8 Listen and sing



**What's the weather like today?**

5 3 3 | 4 2 2 | 1 2 3 4 | 5 5 5 |

Good morn - ing, good morn - ing! What's the weather like to - day?

Good morn - ing, good morn - ing! What's the weather like to - day?

5 3 3 | 4 2 2 | 1 3 5 5 | 1 - :||

It's sunny and hot! It's sunny and

It's cold and rainy! It's cold and



## 9 Things I can do

 *I can say:*

What's the weather like?

It's windy/cloudy.

It's cold/hot.

It's sunny and hot.

 *I can write and say:*

sunny

rain

hot

cold

---

---

---


---

twenty-seven

27

# Unit 5

## What do you do on



What do you do  
on Saturdays?


I go to the park  
and play basketball.



# Saturdays?

What day is it today?


It's Friday.



# Section A

## 1 Look and listen

What do you do on Saturdays?




When do you play football?



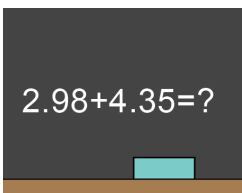
What do you do  
on Saturdays?



What day is it today?



## 2 Listen, circle and say



Maths



Art



week



day


### 3 Listen, write and talk

Monday	Tuesday
play ping-pong	
Wednesday	Thursday
Friday	Saturday
	Sunday



### 4 Listen and write

What day is it?




Friday

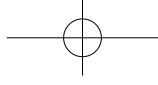


### 5 Write and draw

Write the days and draw the weather of this week.

Week	Weather	Week	Weather
Monday			
		Weather of the week	





## Section B

### ⑥ Listen, read and tick



Let me tell you about my week. On Mondays, I usually go to the library. I study maths in the library. I study Chinese on Wednesdays. I play sports on Tuesdays. Basketball is my favourite sport.



Monday	Tuesday	Wednesday
(    ) go to the library	(    ) play ping-pong	(    ) study English
(    ) go to the shop	(    ) play basketball	(    ) study Chinese

### ⑦ Write and talk

Work with your partner. Write down what you usually do. Take turns to ask each other questions.

Thursday	Friday	Saturday
go to the library		



Try with your friend



What do you do on Thursdays?



I go to the library.

## 8 Listen and chant

### What do you do on Mondays?

*Mondays! Mondays!*

*What do you do on Mondays?*

*I run on Mondays! Run, run, run!*

*Tuesdays! Tuesdays!*

*What do you do on Tuesdays?*

*I swim on Tuesdays! Swim, swim, swim!*

*Wednesdays! Wednesdays!*

*What do you do on Wednesdays?*

*I sing on Wednesdays! Sing, sing, sing!*



## 9 Things I can do

 *I can say:*

What do you do on ...?

When do you ...?

What day is it today?

It's Monday/Tuesday ...

 *I can write and say:*

Maths

Art

week

day

---



---



---



---

# Unit 6

# Where are you







going?



I'm going to the supermarket.


thirty-five 35






## Section A

### 1 Look and listen



### 2 Listen, circle and say



library



bookshop



supermarket



lake

### ③ Listen, number and talk



( )



( )



( )



( )



Try with your friend

**Pupil A:** Where are they going?

**Pupil B:** They are going to the library.

**Pupil A:** What are they going to do?

**Pupil B:** They are going to read books.



### ④ Listen and write



Friday

8:30 am Go to the \_\_\_\_\_  
 \_\_\_\_\_ Go to \_\_\_\_\_  
 \_\_\_\_\_ Sleep



Saturday

9:00 am Go to the park  
 11:00 am Play \_\_\_\_\_  
 \_\_\_\_\_ Go home

### ⑤ Look and talk

Where are they going? What are they going to do?



thirty-seven

37



## Section B

### 6 Listen, read and write



**Andy:** Hi, Wang Li. Are you going to the swimming pool?

**Wang Li:** Yes, I am. What about you?

**Andy:** I'm going to the zoo.

**Ms Li:** Hello, Li Xiao. Where are you going?

**Li Xiao:** Hello, Ms Li. I'm going to the library.

**Ms Li:** I'm going to the bookshop.



	Where are they going?	What are they going to do?
Wang Li		
Andy		
Ms Li		
Li Xiao		

watch TV	swim	see elephants
study	sleep	buy a book

### 7 Write and talk

*Work in pairs. Take turns to ask each other questions.*

	Where are you going?	What are you going to do?
You		
Your partner		

## 8 Listen and chant

### Where are you going?

*Where are you going?  
What are you going to do?  
Ms Wang, Ms Wang!  
I'm going to the bookshop.  
I'm going to buy a book.  
She's going to the bookshop.  
She's going to buy a book!*



## 9 Things I can do

 *I can say:*

Where are you/they going?

What are you/they going to do?

I am/We are/They are going to ...

Are you going to ...? Yes, I am./No, I'm not.

 *I can write and say:*

library      bookshop      supermarket      lake

---

---

---

---

# Review 2

## Activity 1 Listen and match

Monday Tuesday Wednesday Thursday Friday Saturday



library

supermarket

zoo

park

bookshop

lake

swim

read books

buy a dress

buy books

see animals



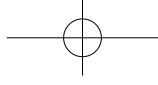
## Activity 2 Survey

Ask your friends: What do you do on Saturdays/Sundays?  
Use the phrases in the box.

Name	On Saturdays	On Sundays

go to the library go to the shop go to the supermarket go to the park  
go to the zoo play ping-pong play basketball play football  
study Maths study Chinese study English study Art












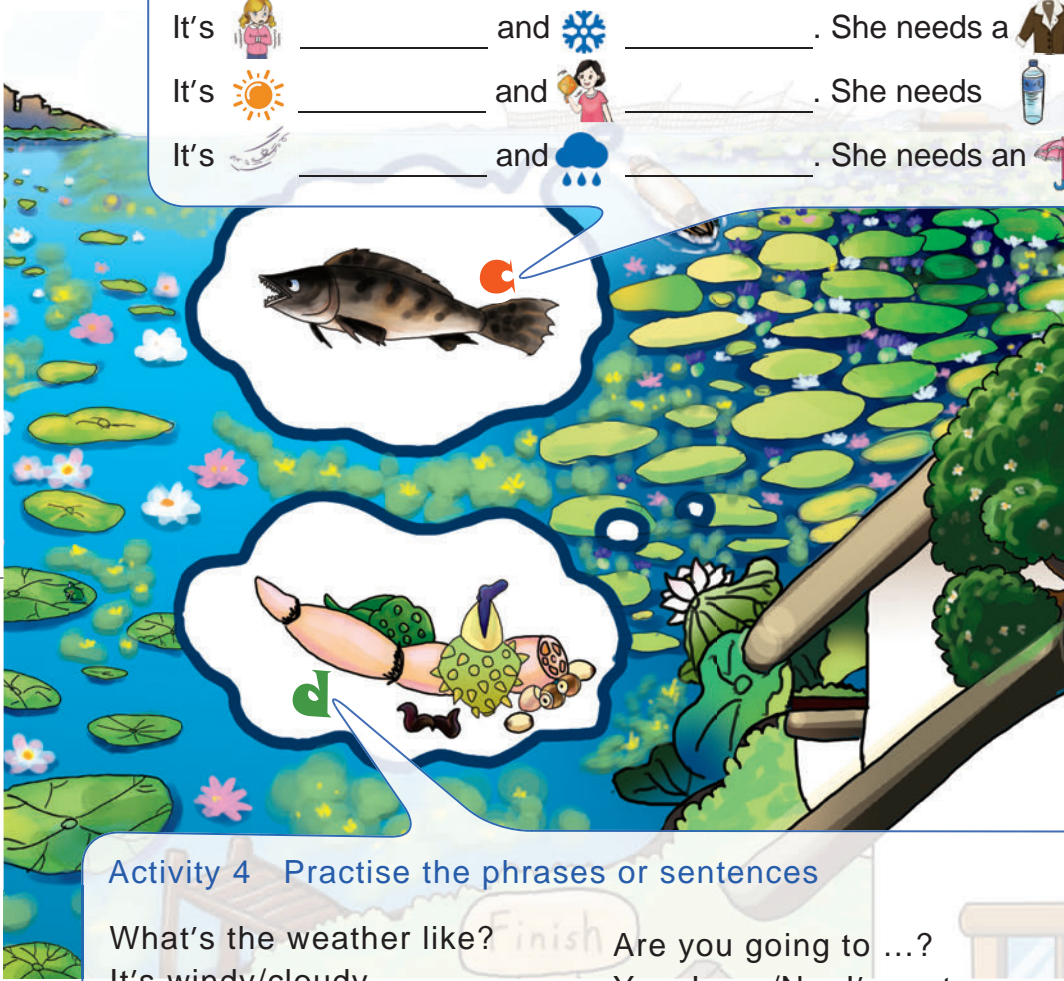


### Activity 3 Look and write

Look at the pictures. Use the words in the box to finish the sentences.

sunny cloudy windy rainy snowy hot cold warm umbrella coat water

It's  \_\_\_\_\_ and  \_\_\_\_\_. She needs a  \_\_\_\_\_.  
It's  \_\_\_\_\_ and  \_\_\_\_\_. She needs  \_\_\_\_\_.  
It's  \_\_\_\_\_ and  \_\_\_\_\_. She needs an  \_\_\_\_\_.



### Activity 4 Practise the phrases or sentences

What's the weather like?

It's windy/cloudy.

It's cold/hot.

It's sunny and hot.

What do you do on ...?

When do you ...?

What day is it today?

It's Monday/Tuesday ...




Where are you/they going?

What are you/they going to do?

I am/We are/They are going to ...

Are you going to ...?

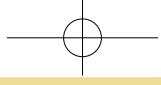
Yes, I am./No, I'm not.

Well done! Tick the box.	Activity 1	Activity 2	Activity 3	Activity 4
 Good				
 Very good				
 Excellent				

# Unit 7

## Does she like toys?







## Section A

### 1 Look and listen



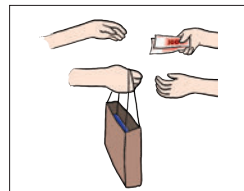
### 2 Listen, circle and say



toy



clothes



buy





sweater

### ③ Look, listen and try



### ④ Listen, tick and match

What does he/she like? Choose a gift for him/her.

 <b>Andy</b>	 <b>Amy</b>
(     ) toys	(     ) music
(     ) sports	(     ) clothes
(     ) turtles	(     ) red
(     ) elephants	(     ) blue


football	red dress	toy turtle	blue sweater
red scarf	toy elephant	basketball	watch

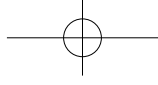
### ⑤ Pair work

What should you buy?

**Pupil A:** What should we buy for Teachers' Day?

**Pupil B:** Let's buy some flowers.

Teachers' Day	Mother's Day	Father's Day	
 flowers			



## Section B

### 6 Listen, read and tick

I'm Zhou Lin. I'm going to buy gifts for my mum and Andy. My mum likes clothes, but she doesn't like sweaters. What should I buy for her? Andy doesn't like toy animals. He likes to play basketball and ping-pong. What should I buy for him?



*What do they like?*

	Zhou Lin's mum	Andy
sweaters		
clothes		
toys		
sports		

*What should he buy for them?*



(      )



(      )



(      )



(      )

### 7 Survey

*Work in groups. Ask your group members: What do you like?*

	Wang Jing	
What does he/she like?	<hr/> <hr/> <hr/>	<hr/> <hr/> <hr/>





## 8 Listen and chant

### What should I buy?

*What should I buy for my friend, for my friend?*

*Let me buy a toy, buy a toy, toy, toy!*

*Does he like toys?*

*Does he like toys?*

*Yes, he does! Yes, he does!*

*What should I buy for my mum, for my mum?*

*Why not buy a sweater, a pretty, pretty sweater?*

*Does she like pretty clothes?*

*Does she like pretty clothes?*

*Yes, she does! Yes, she does!*



## 9 Things I can do

 *I can say:*

What should we buy for him/her?

Let's buy ...

Does he/she like ...?

Yes, he/she does./No, he/she doesn't.

 *I can write and say:*

toy

clothes

buy

sweater

---

---

---

---

# Unit 8

## How much is it?









## Section A

### 1 Look and listen



### 2 Listen, circle and say



shopping  
centre



skirt



shorts



welcome

### ③ Listen, learn and write

10 ten    20 twenty    30 thirty    40 forty    50 fifty  
60 sixty    70 seventy    80 eighty    90 ninety    100 one hundred

25 → twenty-five    \_\_\_\_ → thirty-two    \_\_\_\_ → ninety-three  
28 → twenty- \_\_\_\_    45 → \_\_\_\_ -five    88 → \_\_\_\_

### ④ Listen, learn and act

**Shopkeeper:** Hi, kids. Can I help you?

**Li Xiao:** Yes. How much is the football?

**Shopkeeper:** It's 50 *yuan*.

**Li Xiao:** That's too much.

How much is the basketball?

**Shopkeeper:** It's 30 *yuan*. It's a good basketball.

**Li Xiao:** OK. We'll take it.



### ⑤ Pair work

Work with your partner. Write the price for each item. Take turns to ask each other about the price.



¥ 42




¥ \_\_\_\_\_



¥ \_\_\_\_\_



¥ \_\_\_\_\_



¥ \_\_\_\_\_

How much is the schoolbag?

Great! I'll take it.

It's 42 *yuan*.



fifty-one

51



## Section B

### 6 Listen, read and tick

Wang Li and her mum and dad are at a shopping centre. Wang Li and her mum look at a blouse and a dress. They buy a blue dress. Wang Li drinks a glass of juice and her mum drinks a cup of tea.



Wang Li's dad wants to buy a new computer. He looks at a big computer and a small computer. He likes the computers, but he doesn't like the colour.

- a. Wang Li and her mum buy a dress.
- b. Mum drinks a cup of tea.
- c. Dad doesn't like the computers.

True ( ) False ( )  
True ( ) False ( )  
True ( ) False ( )

### 7 Listen, write and talk



¥ \_\_\_\_\_



¥ \_\_\_\_\_



¥ **50**



¥ \_\_\_\_\_



¥ \_\_\_\_\_

How much is the sweater?



It's 50 yuan.



Try with your friend





## 8 Listen and chant

### How much is the skirt?

*Excuse me, excuse me,  
How much is the skirt?  
The blue one or the red one?  
The red one! The red one!  
It's 60 yuan! It's 60 yuan!  
It's a good skirt!  
I'll take it! I'll take it!*



## 9 Things I can do

 *I can say:*

May/Can I help you?

How much is ...? It's ...

That's too much.

I'll take it.

 *I can write and say:*

shopping centre   skirt   shorts   welcome

---

---

---

---

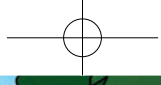
# Unit 9

## What are you going

What are you going to do this summer?

I'm going to my hometown.  
We live on a farm.





to do this summer?





# Section A

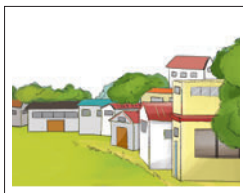
## 1 Look and listen




## 2 Listen, circle and say




grandpa



village




farm



city

### ③ Look, listen and try



### ④ Listen, tick and match

Li Xiao	Andy
( ) village	( ) big city
( ) small city	( ) big building
( ) farm	( ) house

train station	ducks	kids	shops
shopping centre	school	park	garden

### ⑤ Write and talk

Work with your partner. Write about your hometown and one of your family members or friends. Take turns to ask each other questions.

	Hometown	Family member/Friend
You		
Your partner		

**Pupil A:** Tell me about your hometown.

**Pupil B:** It's a small village. There is a river.


**Pupil A:** Where does your uncle live?

**Pupil B:** He lives in a big city.

## Section B

### 6 Listen, read and tick

Amy is going to her grandpa's village this summer. She is going to help him on the farm. There are cows and pigs on the farm.



Li Xiao and Zhou Lin are going to Shanghai this summer. They are going to visit friends and take photos.


- |  |          |           |
|--|----------|-----------|
| a. Amy is going to take photos this summer.    | True ( ) | False ( ) |
| b. There are many animals on the farm.         | True ( ) | False ( ) |
| c. Li Xiao is going to a big city this summer. | True ( ) | False ( ) |

### 7 Survey

Work in groups. Ask your group members the question.

	What are you going to do this summer?
Wang Jing	visit her grandpa

Tell the class.



Try with your friend

Where do you live?



I live in a big city.  
There are many buildings.

Wang Jing is going to visit her grandpa.





## 8 Listen and chant

### Where do you live?

*Tell me, tell me, where do you live?*

*I live in a city! A very pretty city!*

*Tell me, tell me, where does your grandpa live?*

*He lives in a village! A very pretty village!*

*Tell me, tell me, where does your aunt live?*

*She lives on a farm! A very pretty farm!*



## 9 Things I can do

 *I can say:*

Tell me about ...

Where do you live? I live in/on ...

Where does your uncle live? He lives in/on ...

I'm going to help/visit ...

 *I can write and say:*

grandpa

village

farm

city

---

---

---

---

# Review 3

## Activity 1 Listen and match



¥ 83



¥ 15



¥ 30



¥ 25



¥ 50



¥ 20



¥ 10



¥ 42



¥ 35



¥ 45

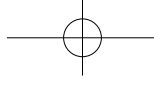


## Activity 2 Look and tell

Look at the pictures and tell your friends about the pictures. Use the sentences in the box.

May/Can I help you? How much is the ...? That's too much. I'll take it.





### Activity 3 Listen and write

Zhou Lin and Andy are talking about what they are going to do this summer.  
Listen to the tape and fill in the form.

	Where does he live?	What is he going to do this summer?
Zhou Lin		
Andy		



### Activity 4 Practise the phrases or sentences

What should we buy for him/her? He lives in/on ...

Let's buy ...

Does he/she like ...?

Yes, he/she does./No, he/she doesn't.

May/Can I help you?

How much is ...? It's ...

That's too much.




I'll take it.

Tell me about ...

Where do you live? I live in/on ...

Where does your uncle live?

I'm going to help/visit ...


Well done! Tick the box.	Activity 1	Activity 2	Activity 3	Activity 4
 Good				
 Very good				
 Excellent				



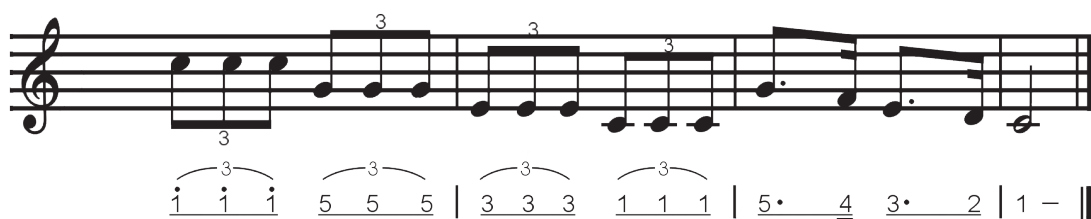


## Row Your Boat

1=C  $\frac{2}{4}$



*Chew, chew, chew your bread. Gent - ly through your meal.*




*The more you laugh, the less you eat, the better you will feel.*



# One, Two, Three, Four, Five

1=C  $\frac{2}{4}$



*Why did you let it go? Because it bit my finger so.*



*Six, seven, eight, nine, ten. Then I let it go a - gain.*


*Which finger did it bite? This little finger on my right.*





## Read Aesop's Fables and Act

### The Thief and the Dog



Oh, no! What can I do?  
The dog may bark or bite me!

Grrrr!

A thief came to break into a house at night. He saw a big dog.

He gave a piece of meat to the dog. He hoped the dog would not bark or bite. But the dog stayed true to his master.



Here, my friend!  
Take this meat.

You are a false friend.  
I will bark! I will bite you!

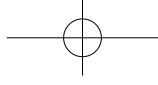
Help!



He who offers bribes needs watching,  
for his intentions are not honest.







## Read Aesop's Fables and Act

### The Crow and the Pitcher

On a hot day, a crow was very thirsty. The crow saw a pitcher with water.

Aha! I know what I can do!  
I will use the small pebbles!



The crow tried to break and overturn the pitcher. It didn't work. Then he had an idea! One by one, he dropped small pebbles in the pitcher.




Little by little does the trick.




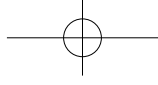


## Find the Animals



r	e	t	u	r	t	l	e	z	e	p	a	n	d	a
n	o	k	m	a	h	g	a	g	b	e	a	r	h	c
t	a	o	h	b	i	r	d	b	j	r	c	x	j	o
s	i	c	s	n	d	o	g	m	z	i	o	l	g	w
a	k	g	k	t	o	h	e	o	i	f	q	r	f	e
i	f	c	e	s	e	t	c	n	r	c	j	d	c	s
h	a	i	h	r	t	r	e	k	l	h	g	x	o	r
k	d	z	s	f	n	g	d	e	o	i	j	z	c	g
g	f	a	i	h	r	r	u	y	r	c	q	r	j	s
o	z	q	s	x	t	i	c	x	h	k	s	i	t	x
a	l	k	f	n	r	j	k	u	e	f	h	r	x	u
t	j	i	u	q	a	e	x	s	n	z	i	j	f	n
o	l	h	o	a	t	k	z	t	i	h	o	r	s	e
q	r	x	s	n	z	u	e	l	e	p	h	a	n	t





## Look, Write, Match and Talk

clothes

plants

weather

places



coat



g \_\_\_\_\_



l \_\_\_\_\_



c \_\_\_\_\_



l \_\_\_\_\_



skirt



t \_\_\_\_\_



s \_\_\_\_\_



shorts



f \_\_\_\_\_



h \_\_\_\_\_



v \_\_\_\_\_



c \_\_\_\_\_



sweater



c \_\_\_\_\_



b \_\_\_\_\_



What are clothes?

Coat, skirt, shorts  
and sweater.



sixty-seven

67



# Words and Expressions

## in Each Unit

### Unit 1

need /ni:d/	需要
make a list	列清单
coat /kəʊt/	上衣, 外套
Why not ...?	为什么不……呢?
take /teɪk/	拿, 取
umbrella /ʌm'brelə/	雨伞
good idea	好主意
What about ...?	……怎么样?
kite /kaɪt/	风筝
cloudy /'klaʊdɪ/	多云的, 阴天的
shoe /ʃu:/	鞋
library /'laɪbrəri/	图书馆
cold /kəʊld/	寒冷的
camp /kæmp/	野营
tent /tent/	帐篷

### Unit 2

garden /'gɑ:dən/	花园
grass /grɑ:s; græs/	草
tree /tri:/	树
flower /'flaʊə(r)/	花
tell /tel/	告诉
about /ə'baʊt/	关于
plant /pla:nt; plænt/	植物
uncle /'ʌŋkl/	伯父; 叔父; 舅父; 姑丈; 姨丈

sunflower /'sʌn,flaʊə(r)/	向日葵
bamboo /bæm'bu:/	竹子
potato /pə'tetəʊ/	马铃薯, 土豆
rose /rəʊz/	玫瑰
leaf /li:f/	(复数形式为leaves) 叶, 叶子
kid /kɪd/	(口语) 小孩

### Unit 3

river /'rɪvə(r)/	河; 江
take a photo	照相
fight /faɪt/	打架
island /'aɪlənd/	岛
get on	登上(车、船等)
boat /bəʊt/	船
sheep /ʃi:p/	羊; 绵羊

### Unit 4

weather /'weðə(r)/	天气
different /'dɪfərənt/	不同的
city /'sɪti/	城市
What's the weather like?	天气如何?
sunny /'sʌni/	阳光充足的
hot /hɒt/	炎热的
rain /reɪn/	雨; 下雨
rainy /'reɪni/	下雨的; 多雨的

snow /snəʊ/	雪; 下雪
snowy /'snəʊ/	下雪的; 多雪的
wind /wɪnd/	风
windy /'wɪndɪ/	有风的; 多风的
sun /sʌn/	太阳
cloud /klaʊd/	云
fog /fɒg/	雾
world /wɜ:ld/	世界
cool /ku:l/	凉快的
foggy /'fɒgɪ/	雾的; 有雾的
humid /'hju:mɪd/	潮湿的
warm /wɔ:m/	温暖的

## Unit 5

Saturday /'sætədɪ; -deɪ/	星期六
study /'stʌdɪ/	学习
Maths /mæθs/	
(AmE Math /mæθ/)	数学
also /'ɔ:lsəʊ/	也, 还
Art	美术(课)
when /hwen/	什么时候
Wednesday /'wenzdɪ; -deɪ/	星期三
week /wi:k/	周, 星期
day /deɪ/	天, 日子
Monday /'mʌndɪ/	星期一
Tuesday /'tju:zdɪ; -deɪ/	星期二
Thursday /'θɜ:zdɪ; -deɪ/	星期四
Friday /'fraɪdɪ/	星期五
Sunday /'sʌndɪ; -deɪ/	星期日
What day is it today?	今天星期几?
usually /'ju:ʒʊəli/	通常

sport /spɔ:t/	运动
---------------	----

## Unit 6

supermarket /'sju:pə,mɑ:kɪt/	超市
lake /leɪk/	湖
swimming pool	游泳池
buy /baɪ/	买

## Unit 7

go back	回去
should /ʃʊd/	应该, 应当
know /nəʊ/	知道
sweater /'swetə(r)/	毛衣
trousers /'traʊzəz/	裤子
skirt /skɜ:t/	裙子
scarf /ska:f/	围巾
watch /wɒtʃ; wɔ:tʃ/	手表
Teachers' Day	教师节
Mother's Day	母亲节
Father's Day	父亲节
him /hɪm/	(宾格)他

## Unit 8

shopping centre	购物中心
shorts /ʃɔ:ts/	短裤
May/Can I help you?	我能为你效劳吗?
How much ...?	……多少钱?
I'll take it.	我买了。
too much	太贵
schoolbag /'sku:l bæɡ/	书包



blouse /blaʊz/

女衬衫

drink /drɪŋk/

喝

a glass of juice

一杯果汁

a cup of tea

一杯茶

## Unit 9

summer /'sʌmə(r)/

夏天

hometown /'həʊm'taʊn/

家乡

village /'vɪlɪdʒ/

村庄

live /lɪv/

居住

farm /fɑ:m/

农场

visit /'vɪzɪt/

拜访

aunt /ɑ:nt; ænt/

姑母；姨母；伯母；婶母；舅母

grandpa /'grændpɑ:z/

(口语) 爷爷；外公

grandma /'grændma:z/

(口语) 奶奶；姥姥

building /'bɪldɪŋ/

建筑物

house /haʊs/

房屋

pig /pɪg/

猪

## Short form and full form

aren't = are not

I'll = I will

we're = we are

## Clothes

blouse

女衬衫

boots

靴子

cap

帽子

coat

外套

dress

连衣裙

gloves

手套

jacket

夹克衫

jeans

牛仔裤

pants

长裤

pyjamas

睡衣

sandals

凉鞋

scarf

围巾

shirt

(男式) 衬衫

shoes

鞋子

shorts

短裤

skirt

裙子

slippers

拖鞋

sneakers

运动鞋

socks

短袜

sweater

毛衣

T-shirt

T恤衫





# Vocabulary

## A

a cup of tea	一杯茶	U-8
a glass of juice	一杯果汁	U-8
about	关于	U-2
also	也, 还	U-5
Art	美术(课)	U-5
aunt	姑母; 姨母; 伯母; 婶母; 舅母	U-9

## B

bamboo	竹子	U-2
blouse	女衬衫	U-8
boat	船	U-3
building	建筑物	U-9
buy	买	U-6

## C

camp	野营	U-1
city	城市	U-4
cloud	云	U-4
cloudy	多云的, 阴天的	U-1
coat	上衣, 外套	U-1
cold	寒冷的	U-1
cool	凉快的	U-4

## D

day	天, 日子	U-5
different	不同的	U-4

drink	喝	U-8
-------	---	-----

## F

farm	农场	U-9
Father's Day	父亲节	U-7
fight	打架	U-3
flower	花	U-2
fog	雾	U-4
foggy	雾的; 有雾的	U-4
Friday	星期五	U-5

## G

garden	花园	U-2
get on	登上(车、船等)	U-3
go back	回去	U-7
good idea	好主意	U-1
grandma	(口语) 奶奶; 姥姥	U-9
grandpa	(口语) 爷爷; 外公	U-9
grass	草	U-2

## H

him	(宾格) 他	U-7
hometown	家乡	U-9
hot	炎热的	U-4
house	房屋	U-9
How much ...?	……多少钱?	U-8
humid	潮湿的	U-4



## I

I'll take it. 我买了。 U-8  
island 岛 U-3

## K

kid (口语) 小孩 U-2  
kite 风筝 U-1  
know 知道 U-7

## L

lake 湖 U-6  
leaf  
(复数形式为 leaves) 叶, 叶子 U-2  
library 图书馆 U-1  
live 居住 U-9

## M

make a list 列清单 U-1  
Maths (AmE Math) 数学 U-5  
May/Can I help you?  
我能为你效劳吗? U-8  
Monday 星期一 U-5  
Mother's Day 母亲节 U-7

## N

need 需要 U-1

## P

pig 猪 U-9

plant 植物 U-2  
potato 马铃薯, 土豆 U-2

## R

rain 雨; 下雨 U-4  
rainy 下雨的; 多雨的 U-4  
river 河; 江 U-3  
rose 玫瑰 U-2

## S

Saturday 星期六 U-5  
scarf 围巾 U-7  
schoolbag 书包 U-8  
sheep 羊; 绵羊 U-3  
shoe 鞋 U-1  
shopping centre 购物中心 U-8  
shorts 短裤 U-8  
should 应该, 应当 U-7  
skirt 裙子 U-7  
snow 雪; 下雪 U-4  
snowy 下雪的; 多雪的 U-4  
sport 运动 U-5  
study 学习 U-5  
summer 夏天 U-9  
sun 太阳 U-4  
Sunday 星期日 U-5  
sunflower 向日葵 U-2  
sunny 阳光充足的 U-4  
supermarket 超市 U-6  
sweater 毛衣 U-7  
swimming pool 游泳池 U-6



## T

take 拿, 取	U-1
take a photo 照相	U-3
Teachers' Day 教师节	U-7
tell 告诉	U-2
tent 帐篷	U-1
Thursday 星期四	U-5
too much 太贵	U-8
tree 树	U-2
trousers 裤子	U-7
Tuesday 星期二	U-5

## U

umbrella 雨伞	U-1
uncle 伯父; 叔父; 舅父; 姑丈; 姨丈	U-2
usually 通常	U-5

## V

village 村庄	U-9
visit 拜访	U-9

## W

warm 温暖的	U-4
watch 手表	U-7
weather 天气	U-4
Wednesday 星期三	U-5
week 周, 星期	U-5
What about ...?	
……怎么样?	U-1
What day is it today?	
今天星期几?	U-5
What's the weather like?	
天气如何?	U-4
when 什么时候	U-5
Why not ...?	
为什么不……呢?	U-1
wind 风	U-4
windy 有风的; 多风的	U-4
world 世界	U-4





# Appendices

## Phonics

a

cake



cat



banana



watch



China



cabbage



e

he




desk



jacket



camera



i


knife



pig



pizza



o

notebook



mop



Monday



tomato



who



u

Tuesday



duck



ruler



push



autumn



y

sunny



cry





## 名词复数及动词第三人称单数形式变化规则

### 名词复数形式变化规则

#### 1. 规则变化

★一般情况下，单数名词直接加 -s  
apples, desks, bags, birds, grapes,  
tickets, ducks, rivers

★以 s, x, ch, sh 结尾的名词，直接加 -es

dresses, buses, boxes, foxes,  
watches, beaches, dishes, flashes

★以 f, fe 结尾的名词，改 f, fe 为 v 再加上 -es

leaves (leaf), knives (knife)

★以辅音字母加 y 结尾的名词，改 y 为 i 再加上 -es

countries (country), cities (city)

★以 o 结尾的名词，直接加 -es 或 -s，其中加 -es 的常用词有：

heroes, potatoes, tomatoes

#### 2. 不规则变化

★ men (man), women (woman)

★ feet (foot), teeth (tooth)

★ children (child)

★ mice (mouse), lice (louse)

★ fish (fish), deer (deer), sheep (sheep)

注：括号内为单词的原形。



### 动词第三人称单数形式变化规则

#### 1. 规则变化

★一般情况下，直接加 -s

likes, opens, uses, plays, eats

★以 s, x, sh, ch, o 结尾，加 -es  
passes, fixes, washes, watches,  
goes, does

★以辅音字母加 y 结尾，改 y 为 i 再加上 -es

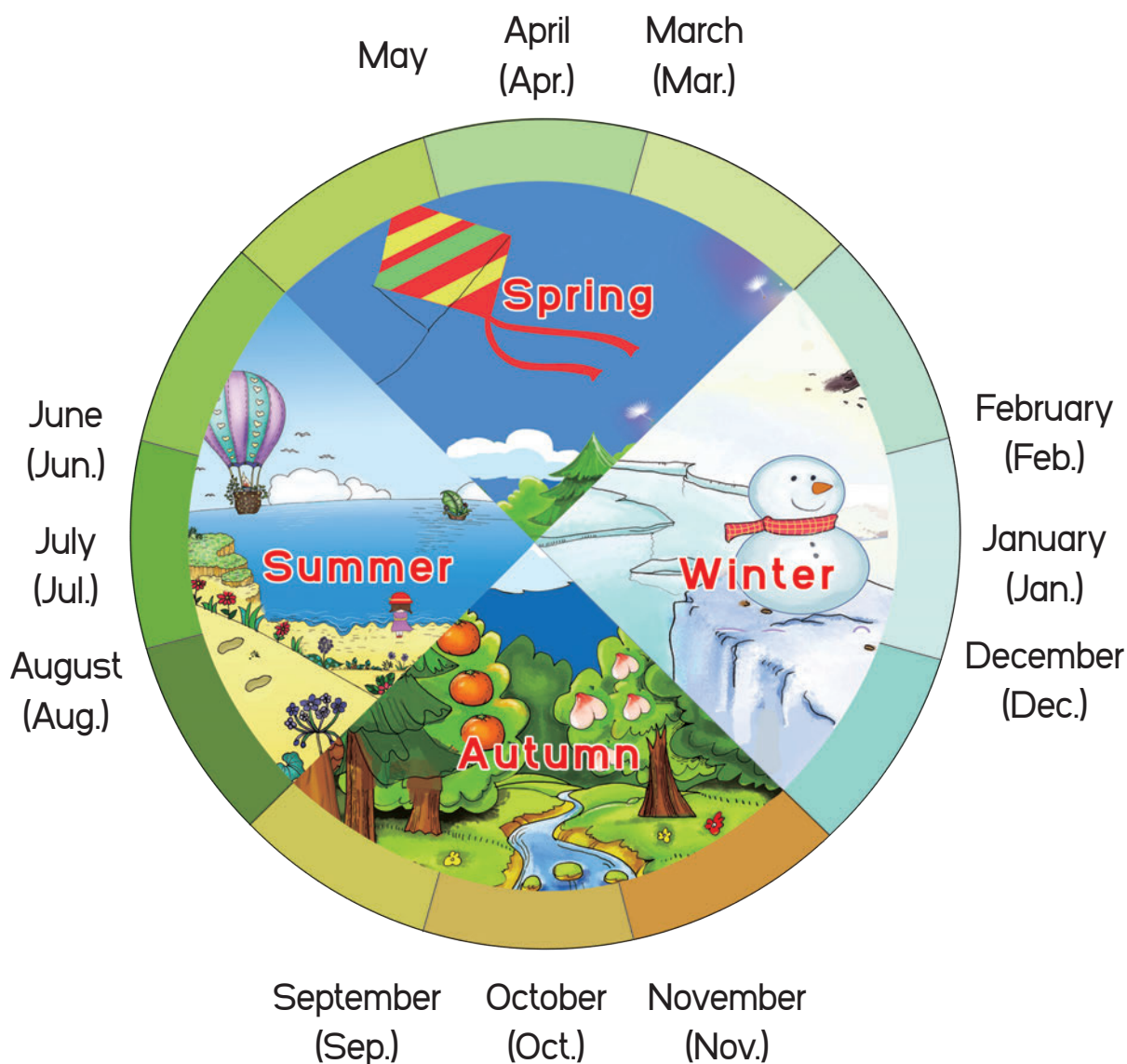
studies (study), flies (fly)

#### 2. 不规则变化

has (have), is (be)

注：括号内为单词的原形。

# Seasons and Months of the Year



## Days of the Week

Monday (Mon.)	Tuesday (Tue.)	Wednesday (Wed.)	Thursday (Thur.)
Friday (Fri.)	Saturday (Sat.)	Sunday (Sun.)	

注：括号内为单词的缩写形式。



# 后 记

随着课程改革的进行，中小学教材呈现多样化，教材的功能定位也逐渐由规范教学转向服务教学。小学英语教材则注重设计与编排的丰富性和本土化，着重提高实际运用语言的能力，并有意为师生发展提供自主和创造的空间。

我们根据教育部义务教育课程改革的指导思想，在全面总结教科书使用情况的基础上，立足国内小学英语教学一线的实际需求，以教育部 2011 年制定的《义务教育英语课程标准》为依据，遵循英语教学和儿童身心发展的双重规律，吸收课程改革及英语教育研究的最新成果，由中国专家主持，中外专家共同参与，修订了这套以三年级为起点的英语教科书，力求符合四个基本要求：第一，符合国家政策法规；第二，符合国家课程标准；第三，符合学生的发展需求；第四，符合各地的教改实际。

本套教科书旨在激发学生学习英语的兴趣，培养学习英语的积极态度，使他们初步建立学习英语的自信心；培养自主学习能力和合作精神，使他们形成一定的语感和良好的语音、语调、书写基础及良好的学习习惯，初步形成用英语交流的能力；同时，注重培养观察、记忆、思维、想象和创造能力，通过中西方文化比较，培养爱国主义精神，增强全球化意识，拓展国际视野，为他们终身学习和发展奠定良好的基础。

本套教科书由秦秀白教授担任主编，组成了有外籍英语教科书编写专家 Nils Olov Fors 参加的教科书编委会，聘请了英语教育领域的资深专家担任编写顾问和审稿统筹；王丹、王佳、王伟静、王金洲、王振华、任晓庆、师学辉、张瑜、张艺琼、张淑平、荣光、贺智敏、徐沛、钱锋、黄永华、董奎兴和穆海迪等，在本套教科书的内容呈现、版式设计、插图绘制、排版制作和编辑加工、结构优化过程中，积极努力，精益求精，付出了极大心智；此外，来自湖南、河南和山东教学一线的陈晓华、吴盛梅、李欢等老师，对教科书内容的适应性提出了宝贵建议。在此一并鸣谢！

由于时间仓促、编者和编辑的水平有限，教科书难免有不足之处，如果您有什么建议和想法，请通过版权页上的联系方式及时与我们取得联系，我们一定博采众长、尽力完善教科书，并努力做好教科书后续服务工作。

小学英语教科书编委会