



义务教育教科书

义务教育教科书

英语 English

三年级起点 六年级下册

英语 English

三年级起点 六年级下册



绿色印刷产品

批准文号：湘发改价费〔2017〕343号

ISBN 978-7-5539-0574-7



9 787553 905747 >

定价：6.19 元



湖南教育出版社

山东教育出版社



湖南教育出版社



山东教育出版社



义务教育教科书

英语

English

三年级起点 六年级下册

编著 小学英语教科书编委会

主编 秦秀白

Name _____ Class _____ No. _____



湖南教育出版社



山东教育出版社

图书在版编目(CIP)数据

英语. 六年级. 下册 / 秦秀白主编. —长沙: 湖南教育出版社, 2013. 5

义务教育教科书: 三年级起点 (2021.11重印)

ISBN 978-7-5539-0574-7

I. ①英… II. ①秦… III. ①英语课—小学—教材 IV. ①G624.311

中国版本图书馆 CIP 数据核字 (2013) 第 105068 号



义务教育教科书

英语 English YINGYU

三年级起点 六年级下册

编 著: 小学英语教科书编委会

主 编: 秦秀白

责任编辑: 黄永华 张艺琼 王金洲

版式设计: 任晓庆

出版发行: 湖南教育出版社 (长沙市韶山北路 443 号)

电子邮箱: hnjycks@sina.com

客 服: 电话 0731-85486979

出版发行: 山东教育出版社 (济南市纬一路 321 号)

重 印: 湖南出版中心

经 销: 湖南省新华书店

印 刷: 湖南天闻新华印务有限公司

开 本: 787 毫米 × 1092 毫米 1/16

印 张: 6

版 次: 2014 年 12 月第 1 版 2021 年 11 月第 8 次印刷 (2022 春)

书 号: ISBN 978-7-5539-0574-7

印 数: 1—80000 册


定 价: 6.19 元

著作权所有, 请勿擅用本书制作各类出版物, 违者必究。

如有质量问题, 影响阅读, 请与湖南出版中心联系调换。

联系电话: 0731-88388986

0731-88388987



致同学们的一封信

同学们，你们好！欢迎来到英语学习的新天地！从现在起你们将在老师的引导下，与 Wang Li、Zhou Lin、Li Xiao、Amy、Andy 及小乌龟 Ted 一道成长，一起学习、歌唱、游戏，逐步学会用英语进行交流、倾诉和分享；学会表演小故事和短剧，演唱简单的英语歌谣，观察和描述美丽的图片，了解国内外文化习俗和风情，阅读和认知更为广阔的世界。

本套教科书根据教育部 2011 年颁发的《义务教育英语课程标准》二级标准进行修订，以三年级为起点，按学期分为 8 册。三、四年级每册分 9 个学习单元和 3 个复习单元，五、六年级每册分 10 个学习单元和 2 个复习单元，建议每个单元用 4 学时学习；根据整体学习需要，各册有选择性地设置了总结学习规律、体验英语文化及拓展国际视野的开放性学习内容。

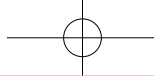
本套教科书根据“话题 + 功能 + 词汇 + 结构 + 活动”建构体系，按照“听说为先，读写跟上；点面结合，不断复现；循序渐进，螺旋上升”的原则编排内容，从学生熟悉的事物和生活确定单元话题，围绕话题选择素材、设计活动，强调综合语言运用能力，强调英语的工具性和人文性；学习单元分 A、B 两部分，通过活动将情景对话、单词学习、复习巩固和评价融为一体，强调在语境中学习和培养用英语做事情的综合实践能力及开放创新的思维方式；三、四年级的复习单元是总结学习内容，五、六年级的复习单元是先通过活动整理知识，再进行 Fun Reading 与 Culture Tips 阅读，逐步实现人文素养和文化意识的培养。

本套教科书力求体现以下特点：一、以学生为中心，强调自主学习，寓学于乐，通过听说、读写、游戏、吟唱、玩演等任务引领学习活动；二、与时俱进，强调学习情境的真实性和语言的自然流畅；三、协作学习，强调探究与创新，设计合作学习、评价和开放思维的空间，培养团结精神和自信心；四、渗透爱国意识教育，强调中华优秀传统文化传承；五、精选学习内容，强调教学资源的选择性和开放性，设计 Fun Time、Story Time、Game Time 等供选择和体验；六、注重整体学习，强调学习规律的归纳整理，除词汇表外各册还分别设计了 Phonics、日常用语等附录。

同学们，要学好英语，用英语做事，就要多听、多说、多读、多写，保持兴趣，充满自信，相信“I can do it！”只要通过反复实践，就能学好英语，用好英语，逐步提高综合语言运用的能力，为面向未来和走向世界打下坚实的基础。

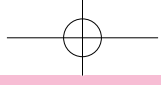
同学们，让我们一起踏上英语学习的新航程吧！预祝你们成功！

你们的好朋友：小学英语教科书编委会



Contents

Unit 1	There are four seasons in a year.	2
Unit 2	Is she your mum's favourite singer?.....	8
Unit 3	Who was she?	14
Unit 4	We went on a science field trip.	20
Unit 5	We are going to learn about Chinese festivals. ...	26
Review 1	32
Unit 6	I danced on Children's Day last year.	38
Unit 7	Can you see the lightning?	44
Unit 8	We will be in a junior middle school.	50
Unit 9	China is a great country!	56
Unit 10	Goodbye to all our friends.	62
Review 2	68
Fun Time	74
Story Time	76
Game Time	80
Words and Expressions in Each Unit	82
Vocabulary	85
Appendices	89



Farewell Party



Zhou Lin



Mr Yu



Wang Li



Ms-Li



Amy



Li Xiao




Andy

Unit

1

There are four seasons in a year.

There are four seasons in a year. It's March now. What season is it?



I don't like spring weather.

It's spring. Its weather is warm and rainy.

2

two

Section A

1 Look, listen and act

The students and Mr Liu are talking about the four seasons.

Mr Liu: There are four seasons in a year. It's March now. What season is it?

Li Wei: It's spring. Its weather is warm and rainy.

Andy: I don't like spring weather.

Li Wei: Do you like summer?

Andy: No. Its weather in the north is hot and dry.

Wang Li: What about the weather in the south?

Amy: It is hot and wet. It's good for growing rice.

Li Xiao: After summer comes autumn. That's my favourite season.

Andy: Autumn is my favourite season, too.

Li Xiao: Its weather is cool and dry. The leaves on the trees are red and yellow.

Andy: After autumn comes winter. I like snowy winter.


Mr Liu: It's wonderful to have four seasons.

All: Yes.

2 Listen and say

Pupil A: After spring comes summer.


Pupil B: Its weather is hot and dry.



spring



summer




autumn



winter



wet



dry

three

3

③ Listen, tick and match

	Li Xiao	Li Wei	
What can you do?	() go swimming () go fishing () play football	() play in the snow () play football () go to the beach	
What's the weather like?	() hot () cold () sunny	() windy () rainy () cloudy	
spring	summer	autumn	winter

④ Look and talk

Work in pairs. Look at the pictures. Talk about the weather in the pictures.

- What season is it?
- How do you know?















- sunny
- windy
- hot
- warm
- dry
- cloudy
- rainy
- cold
- cool
- wet



Section B

⑤ Listen, read and write


Seasons Around the World

 长宽比 3:2 China	 It's winter.	 It's wet and cold.	People stay at home to have hot pot.
 长宽比 2:1 New Zealand	 It's summer.	 It's fine and warm.	Farmers are working in the fields.
 长宽比 2:1 Australia	 It's summer.	 It's hot and dry.	People go to the beach to swim in the sea.
 长宽比 19:10 US	 It's winter.	 It's cold and snowy.	Cars cannot move in the snow.

	December in Australia	December in the US	July in China
What season is it?			
What's the weather like?			
What are people doing?			

⑥ Pair work

Today is August 8th. You are in China, and your friend is in Australia. Telephone your friend and ask about the weather there.



five

5


7 Talk, write and tell

a. Work in groups. Choose a month. Talk about the month and complete the form.


Month and season		
What is the weather like?		
What do kids usually do?		

- | | | |
|------------------|------------------|-----------------|
| • eat watermelon | • plant trees | • fly a kite |
| • swim | • eat moon cakes | • have a picnic |
| • wear a coat | • make a snowman | • wear a scarf |

b. Make a poster about your month. Draw pictures.




c. Tell the class about the poster.



8 Listen and chant

spr-

*It's spring time!
Spring, spring!
Wonderful spring!
Let's spray the garden.
Spray, spray, spray the garden.
The flowers are sprouting.
Sprout, sprout, sprouting!*



9 Things I can do

 *I can say:*

What season is it? It's spring.

Its weather is warm and rainy.

What about the weather in the south?

 *I can read and spell:*

winter

wet

autumn

August

w inter

w et

au t u mn

Au g u st

 *I can listen, read, write and say:* 

spring

summer

autumn

winter

wet


dry

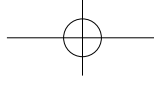
seven

7

Unit 2

Is she your mum's favourite singer?





Section A

1 Look, listen and act

Mother's Day is in May. Wang Li and Zhang Jia are in a big shopping centre. They are shopping for their mothers.

Zhang Jia: I want to buy a CD or DVD for my mum.

Wang Li: Cool. Does your mum like music?

Zhang Jia: Yes, she does. Hey, look at the singer on this CD.

Wang Li: Is she your mum's favourite singer?

Zhang Jia: Yes, she is. She is my mum's favourite actress, too.

Wang Li: Look at this DVD. Here is that famous actress again.

Zhang Jia: I'll buy the CD and the DVD. What about you?

Wang Li: There's a cinema over there. Mum and I will go to see that film on Mother's Day.

Zhang Jia: What a good idea! Is he your mum's favourite actor?

Wang Li: Yes, he is.

2 Listen and say

Pupil A: Is she your mum's favourite singer?

Pupil B: Yes, she is./No, she isn't.



Mother's Day



singer



actress



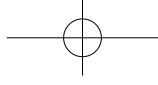
film



good idea



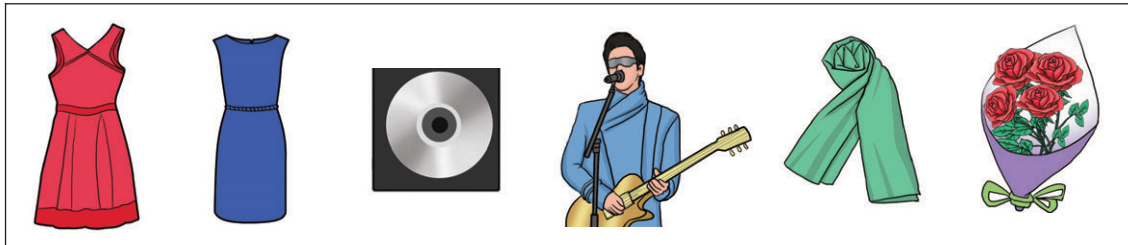
actor



③ Listen, write and match

Zhang Jia and Amy are talking about their mums. Listen and fill in the form. Choose good gifts for their mums.

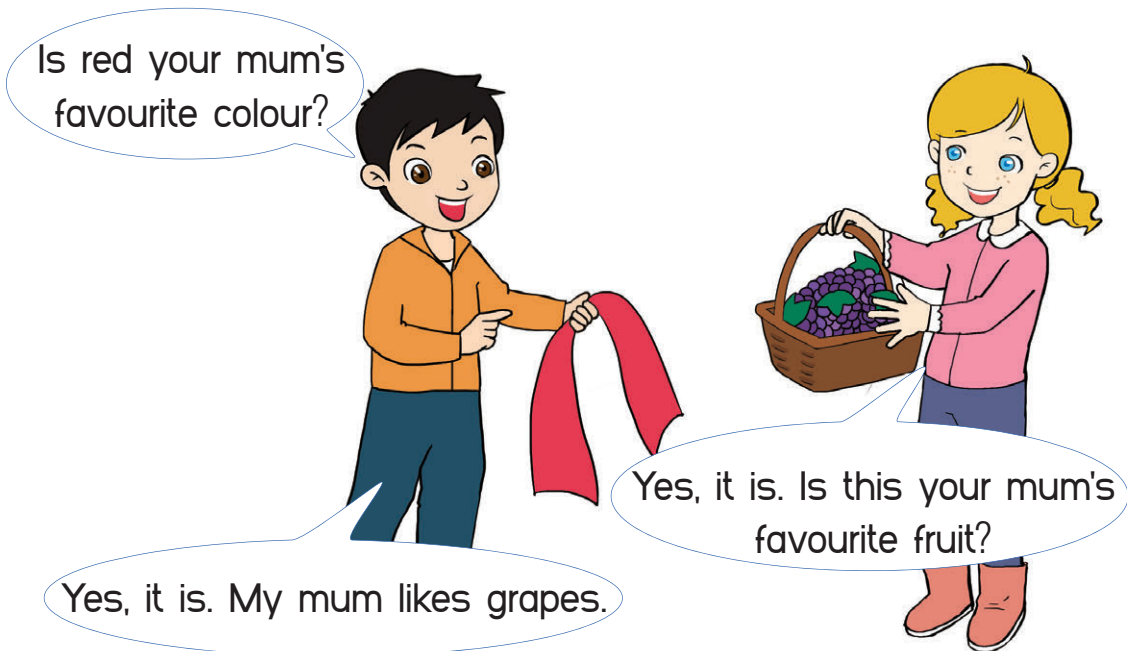
	Zhang Jia's mum	Amy's mum
Favourite colour		
Likes		



④ Look and talk

Work in pairs. Help your partner to pick a gift for his/her mum.

- Is this your mum's favourite colour/fruit/flower?
- Is he/she your mum's favourite actor/actress/singer?



Section B

5 Listen, read and write

The World's Greatest Mums!

Andy: My mum is a teacher. She is very kind and clever. She likes music and she is a good singer. Her favourite colour is blue and her favourite fruit are apples. She is the world's greatest mum!



Amy: My mum is very pretty. She likes dresses and hats. Her favourite colour is red. She is a doctor and works in a hospital. She helps people when they are ill. My mum's favourite fruit are bananas. I love my mum!

Wang Li: I have the best mum in the world. She helps me with my homework and she is a good friend. She loves oranges and her favourite colour is yellow. She works in a factory. She works very hard. She is always kind to me. I want to be like my mum!



	Andy's mum	Amy's mum	Wang Li's mum
Favourite fruit			
Favourite colour			
She works in ...			

6 Pair work

Take turns to ask each other questions about the mums.

Andy's mum
likes apples.

Yes, it is.



Is that her
favourite fruit?



eleven

11

7 Talk, write and tell

Work in groups. You will go to the shopping centre with your friends to buy gifts for Mother's Day.

a. Take turns to ask: What does your mum like?

b. Make a shopping list. What will you buy for your mum?

Shopping list		
	First choice	Second choice
No.1 Xiaojun	a handbag	a music CD
No.2		
No.3		
No.4		
No.5		


c. Tell the class: What will you buy? Why?



8 Listen and chant

-st

*Sale! Big sale!
Come and buy!
They are new!
They are the latest!
The latest DVDs!
They are the best!
They are the greatest!
They are the best, latest, greatest DVDs!*




9 Things I can do

 *I can say:*

Is she your mum's favourite singer?

She is my mum's favourite actress.

Mum and I will go to see that film on Mother's Day.

 *I can read and spell:*

film

f ilm

famous

f amous

actress

ac tr ess

tree

tr ee

 *I can listen, read, write and say:* 

Mother's Day

singer

actress

film

good idea

actor

Unit 3

Who was she?



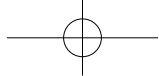
Lesson 10 is
about Marie Curie.

Who was she?

She lived in France.
She was a great scientist.

14

fourteen



Section A

1 Look, listen and act

Zhou Lin and his friends are talking about the people in their history book.

Zhou Lin: We must study Lessons 10 and 11.

Andy: Lesson 10 is about Marie Curie.

Zhou Lin: Who was she?

Andy: She lived in France. She was a great scientist.

Wang Li: And she was a wise woman. Many people learned from her.

Zhou Lin: What about Lesson 11?

Li Xiao: It's about Norman Bethune.

Andy: Tell me about him.

Wang Li: He was a doctor from Canada. He helped people in China.
He saved many people's lives. He was a hero.

2 Listen and say

Pupil A: Who was he? Tell me about him.

Pupil B: He was a scientist.



a man



a woman



a hero



a brave
person








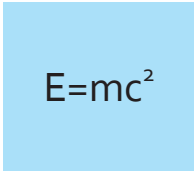
a scientist



a wise
person


③ Listen, tick and match

 Lei Feng	 Harriet Tubman	 Einstein
() He was a leader. () He was a hero.	() She was very brave. () She was a soldier.	() He was a hero. () He was a scientist.
() He lived in China. () He lived in the UK.	() She lived in the US. () She lived in India.	() He lived in Canada. () He lived in Germany and the US.

 She helped her people and her country.	 He always helped people.	 He loved maths and science.
--	--	---

④ Write and talk

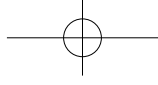
Work in pairs. Write what you know about the people in the pictures. Take turns to tell each other about them.



Lei Feng was a hero.

...

Draw your hero.



Section B

⑤ Listen, read and tick

Confucius



Kongzi (Confucius) was a wise man and a great teacher. He lived in Shandong. Shandong is in the east of China.

Many people listened to him. He talked to kids and their parents. He helped farmers, students, and leaders.




People learned many things from Kongzi. They learned to love their parents and their family. They also learned to love their country and their culture.

- a. Who was Kongzi? () a hero () a wise man
b. Where did he live? () Shandong () Hubei
c. What did he do? () helped people () saved people's lives

⑥ Pair work

Look at the pictures. Take turns to ask each other questions.



seventeen

17



7 Read, write and tell

Work in groups.

a. Look up a famous man or woman in a history book or on the Internet.


- Who was he/she?
- Where did he/she live?
- What did he/she do?
- What can we learn from him/her?

b. Use pictures. Make a poster about the famous person. Write what you know about him/her.



He lived in England. He wrote many great plays.

c. Show the poster to the class. Tell them about the person.




8 Listen and chant

-ch

*Great teachers teach,
They teach, teach, teach!
Great teachers talk,
But not too much!
Great teachers listen,
And great teachers learn!
Wise, kind, clever and smart,
Great teachers teach, teach, teach!
They teach from the heart!*



9 Things I can do

 *I can say:*
Who was he/she?
She was a great scientist.
He saved many people's lives.

 *I can read and spell:*

brave	bread	person	people
br C ave	br C ead	p C erson	p C eople

 *I can listen, read, write and say:* 

man

woman

hero

brave person

scientist

wise person

Unit

4

We went on a science field trip.

What did you learn?



We learned that a baby butterfly can make silk.

Section A

1 Look, listen and act

The children went on a science field trip last week. They are talking about the field trip in their class today.

Mr Liu: Class, we went on a science field trip last week. Did you enjoy it?

Andy: Yes, we did. It was very interesting.

Mr Liu: Good. What did you learn?

Li Wei: We learned many things on the science field trip.

Andy: We learned that a baby butterfly can make silk.

Wang Li: We learned that bees can make honey.

Zhang Jia: We saw the bees drink the sweet juice from flowers.

Li Wei: We learned that ants are good.

Andy: We learned that ants always work together.


Li Wei: Bees always work together, too.

Mr Liu: Excellent! You learned many things.

2 Listen and say

Pupil A: What did you learn?

Pupil B: We learned that bees can make honey.



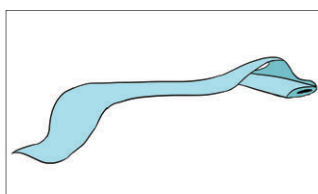
butterfly



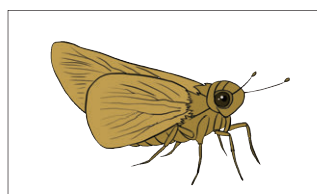
bee



ant



silk



moth



honey

twenty-one

21

③ Listen, tick and match



Li Wei

What did he see?

() birds

() bees

() snakes

He learned that _____.



Wang Li

What did she see?

() tigers

() bears


() pandas

She learned that _____.

- a. some birds fly to the south in winter
- b. bees can tell each other about food
- c. pandas eat 10-15 kg of bamboo a day
- d. snakes sleep in a hole in winter

④ Look, talk and write

Work in pairs. Look at the pictures. Tell your partner what you learned.



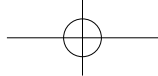
Draw and talk about something new.

We saw a _____.

We learned that _____.

We saw some _____.

We learned that _____.



Section B

5 Listen, read and write

Read about the silkworm and put the pictures in the right order.

Science Project: A Silkworm Can Make Silk



()
The silk moth
lays its eggs
on a leaf.



(a)
This is a silk
moth. It looks
like a butterfly.



()
Silkworms come
out of the eggs. The
silkworms eat the
leaves on the trees.



()
The silkworms
produce very
long silk threads.
They sleep inside.




()
We buy silk
clothes in the
shops.



()
People take the silk
threads to make silk.

6 Pair work

What can you see in the pictures? Make a sentence about each picture and tell your friend.



twenty-three

23

7 Talk, write and tell

Work in groups.

a. Choose one of the places. Imagine that you went there last week.



museum



zoo




library

b. Write what you saw, what you did, and what you learned there.

What did you see?	What did you do?	What did you learn?

c. Tell the class about the form.



8 Listen and sing

fl-

1=C $\frac{2}{4}$

3 5. | 3 5. | 3 1 3 5 | 5 0 |

Fly fly butter - fly.
Flow flow the river flowed.

4 6. | 4 6. | 4 2 4 6 | 6 0 |

Fly fly dragon-fly.
Flow flow water flowed.

3 5. | 4 6. | 2 5 6 7 | 1 - ||

The butter - fly flew a - way.
The water flowed, water flowed away.

9 Things I can do 😊 😊 😊

😊 *I can say:*

We went on a science field trip last week.

What did you learn?

We learned that ants are good.

😊 *I can read and spell:*

butterfly

flower

silk

drink

butter  fl  y

fl  ower

sil  k

drin  k

😊 *I can listen, read, write and say:* 

butterfly

bee

ant

silk

moth

honey

Unit 5

We are going to learn about Chinese festivals.



When did the Spring Festival start?

It started very long ago.

Section A

1 Look, listen and act

Mr Liu is teaching about Chinese festivals. Andy is very interested in the topic.

Mr Liu: Today we are going to learn about Chinese festivals. Let's start with the Spring Festival. It is the Chinese New Year.

Andy: When did the Spring Festival start?

Wang Li: It started very long ago.

Li Xiao: People ate *jiaozi* to bring good luck.

Zhou Lin: The Dragon Boat Festival is on the fifth day of the fifth month.

Andy: Oh, on May fifth?

Zhou Lin: No, the fifth day of the lunar year.

Andy: I see. How did it start?

Wang Li: There is a story about Qu Yuan. People had a boat race to save his body.

Andy: How about the Mid-autumn Festival?

Li Xiao: The Mid-autumn Festival started long ago, too.

Wang Li: People made moon cakes to celebrate the autumn.

Andy: How interesting!


2 Listen and say

Pupil A: When did the Spring Festival start?

Pupil B: It started very long ago.




Spring
Festival



Dragon Boat
Festival



Mid-autumn
Festival



jiaozi



zongzi



moon cakes
twenty-seven

3 Listen and tick

 Carnival (Brazil) 长宽比 10:7	 Day of the Dead (Mexico) 长宽比 7:4	 Halloween (US) 长宽比 19:10
When is it? <input type="checkbox"/> spring <input type="checkbox"/> autumn	When is it? <input type="checkbox"/> November <input type="checkbox"/> September	When is it? <input type="checkbox"/> December <input type="checkbox"/> October
What do people do? <input type="checkbox"/> visit family <input type="checkbox"/> sing and dance <input type="checkbox"/> give gifts	What do people do? <input type="checkbox"/> make dolls <input type="checkbox"/> eat chicken <input type="checkbox"/> sing songs	What do people do? <input type="checkbox"/> dress up <input type="checkbox"/> ask for candy <input type="checkbox"/> play music
It is like ... <input type="checkbox"/> Christmas <input type="checkbox"/> Chinese New Year	It is like ... <input type="checkbox"/> May Day <input type="checkbox"/> Qingming Festival	It is like ... <input type="checkbox"/> Carnival <input type="checkbox"/> Day of the Dead

4 Look and talk

Work in pairs. Talk to your partner about a Chinese festival. Take turns to ask each other questions.

- When did it start?
- What did people do?
- What did people eat?



When did the Spring Festival start?

The Spring Festival started long ago.

What did people do?

People made *jiaozi* and ate them.

Do people eat *jiaozi* now?

Yes, they do.

Section B

⑤ Listen, read and write

The Story of the Dragon Boat Festival

Chinese people celebrate the Dragon Boat Festival every year. On that day, we usually have a dragon boat race and make *zongzi*. *Zongzi* is a rice dumpling. It looks like a triangle.

This festival is an important festival for remembering Qu Yuan, a hero in Chinese history. Qu Yuan was angry with the bad king. He jumped into the river and died.

There was a big fish in the river. The big fish wanted to eat his body. People rowed their boats to save his body. People made *zongzi* to feed the fish.

Today we have a boat race to remember Qu Yuan.




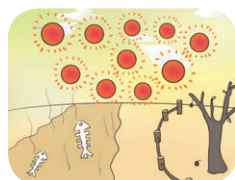
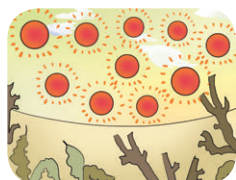
Put the pictures in the right order.



a

⑥ Pair work

Tell the story of Hou Yi.



twenty-nine

29

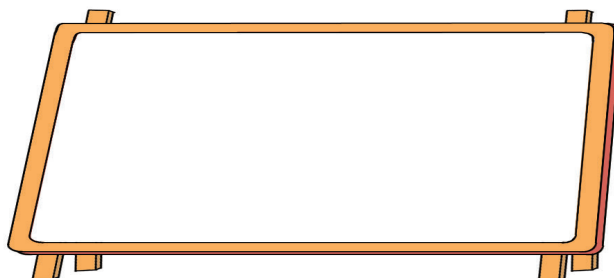
7 Read, write and tell

Work in groups.

- Use the Internet or the library. Read more about festivals in other countries. Choose one and compare it with a Chinese festival.
- Write what you know about the festival.

Festival: _____	Country: _____
When is it?	
What do people do?	
What do people eat?	
How do people dress?	

- Make a poster about the festival.



- Tell the class about the poster.


How is it like the Chinese festival?	
How is it not like the Chinese festival?	



8 Listen and chant

-ow/-oa-

Row your boat,
Dragon boat,
Row it up and row it down.
Row your boat,
Dragon boat,
Row it straight and row it round.



9 Things I can do



I can say:

When did the Spring Festival start?

It started very long ago.

People made moon cakes to celebrate the autumn.



I can read and spell:

boat

coat

spring

bring

b oa t

c oa t

spr ing

br ing



I can listen, read, write and say: 

Spring
Festival

Dragon Boat
Festival

Mid-autumn
Festival

jiaozi

zongzi

moon cakes


thirty-one

31

Review 1

Activity 1 Listen and write

- I will buy a _____ by the famous singer.
- I enjoy playing in the snow in _____.
- I like the _____. I like to eat *zongzi*.
- I learned that bees give us _____.
- My favourite season is _____.
I like _____ and dry weather.



Activity 2 Read, match and listen

Match the sentences in Column A and Column B. Listen to the tape to check your answers.

Column A

- Mother's Day is in May.
- The scientist talks about the four seasons.
- The farmers are growing rice.
- Amy's uncle has a sheep farm in Australia.
- Norman Bethune was a hero.
- Andy likes Chinese festivals.
- Zhou Lin is doing a science project.
- Wang Li will go to a movie.

Column B

- The summer is hot and wet in the south.
- She will see it in a big, new cinema.
- He learns how people make silk.
- He says that bears sleep in winter.
- There are many new lambs in spring.
- Li Xiao will give his mum a beautiful silk dress.
- His favourite festival is the Mid-autumn Festival.
- He saved many people's lives.



Activity 3 Talk to your classmates

Tell your classmates about your favourite season and favourite weather. Use the words or phrases in the box.

weather	spring	sunshine	rain	thunder and lightning
winter	stormy	autumn	hot	thunderstorm
cloudy	snowy	summer	warm	cool cold

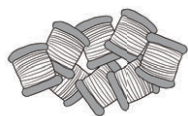
Example: Winter is my favourite season. I like snowy and cold weather!



Activity 4 Read, listen and write

Listen to Zhou Lin's Science Report. Choose a word to fill in each blank. Then, look at the pictures at the end and finish the report.

Last week, our class _____ (go, went, is going) on a science field trip.
Our science _____ (teacher, artist, actor) took us to the park. We studied about small animals. We saw how _____ (red, yellow, green) leaves can make food for a plant. We learned that an apple tree sleeps _____
(at night, in winter, in the sun). We also learned that _____.





Activity 5 Spell and listen

Use the sounds you learned. Spell the new words, then listen to the tape and check them up. Use a dictionary to find the meanings of the new words.

spray	flow
spring	fly
train	boat
sprain	float



Activity 6 Read and cross

Which word doesn't belong to the group?

bee honey butterfly bird	brave clever short wise	singer actor scientist hero	big wet dry hot	flowers autumn summer spring	man woman girl actress
-----------------------------------	----------------------------------	--------------------------------------	--------------------------	---------------------------------------	---------------------------------



Activity 7 Read and tell

Tell your parents about a famous person. Use the words in the box.

clever wise woman fast astronaut
doctor hero singer cool scientist
brave man strong star



Example: Harriet Tubman was a woman.
She was brave and clever. She was a hero.



Activity 8 Practise the phrases or sentences


What season is it? It's spring.
Its weather is warm and rainy.
Is she your mum's favourite singer?
She is my mum's favourite actress.
Who was he/she?

She was a great scientist.
What did you learn?
We learned that ants are good.
When did the Spring Festival start?
It started very long ago.

Well done! Tick the box.	Activity 1	Activity 2	Activity 3	Activity 4	Activity 5	Activity 6	Activity 7	Activity 8
😊 Good								
😊 Very good								
😊 Excellent								




It's spring. On a farm, all the animals enjoy the spring weather.




Summer comes. The weather is hot and fine. The butterfly is very happy. It flies here and there.



Autumn comes. The butterfly sees an ant. The ant is working hard.



The butterfly knows the cold winter is coming. It lays some eggs under a leaf.



Winter comes. It's very cold. There is snow everywhere.



Spring comes again. Who are these worms? What will they be in summer?



Culture Tips

The World's Greatest



Dear John,
Do you know about the greatest things in the world? I will ask you some questions.

Hi, Li Xiao!
OK. You can test my world knowledge.


Li Xiao: What is the highest mountain in the world?

John: It's Mount Qomolangma. It's in the Himalayas. It's in China and Nepal. It's a beautiful, sharp mountain covered by ice and snow all year round.



Li Xiao: What is the longest river in the world?

John: It's River Nile. It's in Africa. It starts from Lake Victoria in Central Africa, and flows to the sea near Cairo in Egypt.



Li Xiao: What is the tallest tower in the world?

John: It's the CN Tower in Canada, but it's not the tallest building in the world. The top of the tower is just the TV Tower. There are no offices or shops at the top. The tallest building in the world is the Burj Khalifa in Dubai, United Arab Emirates.



Li Xiao: What is the biggest ship in the world?

John: It's the MS Allure of the Seas. It's made in Finland but it belongs to Norway and the US. It sailed for the first time on October 29th, 2010, from Finland to Florida in the US.



thirty-seven

37

Unit 6

I danced on Children's Day last year.



I danced on Children's Day last year.

Yes, we danced the ribbon dance.



Section A

1 Look, listen and act

Children's Day is on June 1st. The children will give a performance. They are talking about what they did last year.

Wang Li: I danced on Children's Day last year.

Amy: Yes, we danced the ribbon dance. We also danced the fan dance.

Wang Li: It was fun!

Andy: I played the piano.

Zhou Lin: And I played the big Chinese drum.

Li Xiao: I played the violin.

Andy: We all acted in a play about the *Three Little Pigs*.

Zhou Lin: That was funny! Haha!

Wang Li: I sang a song, too.

Amy: You sang a lovely song. Please sing it again this year.

Wang Li: OK, I will.

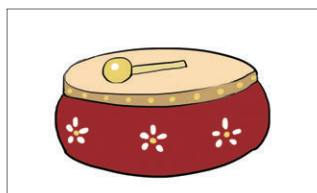
2 Listen and say

Pupil A: I played the piano last year!

Pupil B: I danced the flower-drum dance!



piano



drum



violin



ribbon dance



flower-drum dance



fan dance

3 Listen and write

What did they do last year? What will they do this year?

Student	Last year	This year
 Zhou Lin		
 Zhang Jia		
 Li Xiao		

- a. play the piano b. dance c. sing a song d. act in a play
 e. play the big Chinese drum f. act in an English play
 g. dance the fan dance h. play the violin

4 Write and talk

Work in pairs. What did you do last year? What will you do this year? Talk to your partner.

Festival	Last year	This year
Children's Day		
Teachers' Day		
New Year's Day		



I sang a song last year.
I will sing another song this year.



I acted in a play last year. I will dance the fan dance this year.

Section B

5 Listen, read and write

A Children's Day Performance

Ladies and gentlemen!
Welcome to our Children's Day performance.

First, Li Xiao and Andy will play the Chinese drums to welcome you. Then they will perform a short play.



Next, Amy and Wang Li will dance the fan dance and the flower-drum dance. Amy will read a story and Wang Li will sing a song.

Then, Andy will play the piano and Zhou Lin will play the violin. Finally, all the kids will sing a song.

Students	What will they do?
Amy and Wang Li	They will dance the fan dance.
Li Xiao and Andy	
Wang Li	
Andy	
Zhou Lin	
Amy	

6 Pair work

Take turns to tell each other what the kids did on Children's Day.

Amy and Wang Li
danced the fan dance
and the flower-drum dance.



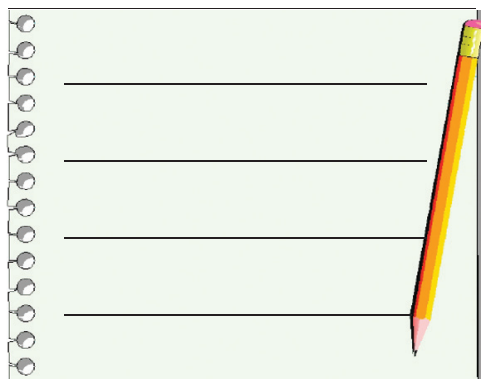
forty-one

41

7 Talk, write and tell

Work in groups.

a. Plan your class performance.



b. Write a timetable. What will you do?

	Who?	What?
First	Xiaofei	sing a song
Second		
Third		
Finally		

c. Tell the class about your performance.



8 Listen and chant

bl-

*Blow your trumpet, Billy,
Blow your trumpet!
Billy, blow, oh,
Blow your trumpet!
Blow your trumpet, Billy,
Blow it out loud!
Blow a nice tune for the dancers in black.*




9 Things I can do

 I can say:

I danced on Children's Day last year.

You sang a lovely song last year.

I will sing another song this year.

 I can read and spell:

dance

last

fan

piano

d a nce

l a st

f a n

pi a no

 I can listen, read, write and say: 

piano

drum

violin

ribbon dance

flower-drum dance

fan dance

Unit 7

Can you see the lightning?

We're going to play football.

No! The rain is too heavy.

I will use an umbrella.

No! The wind is too strong.



Section A

1 Look, listen and act

There is a big storm this morning and Andy cannot go to the park.

Andy: It's 8:30. I must go to the park now. We're going to play football.

Mum: No! The rain is too heavy.

Andy: I will use an umbrella.

Mum: No! The wind is too strong.

Andy: I will put on my raincoat.

Mum: Look! Can you see the lightning? Can you hear the thunder?

Andy: Yes, I can.

Mum: This is a big storm. You can't play football. It's dangerous.

Andy: Mum, look at the black clouds in the sky.

Mum: Let's wait until the storm passes.

Andy: Yes, Mum.

2 Listen and say

Pupil A: The rain is heavy. Can you see the lightning?


Pupil B: Yes, I can./No, I can't.




thunder and
lightning



storm



thunderstorm



rain clouds



dangerous




raincoat

3 Listen and tick


Listen to the radio program. Tick what's dangerous to do in a thunderstorm.



() play football




() drive a car




() stand near a tree



() swim



() use a computer



() use an umbrella

4 Look and talk

Work in pairs. Look at the words list. Talk to your partner.

- What's the weather like?
- What will you use/wear?

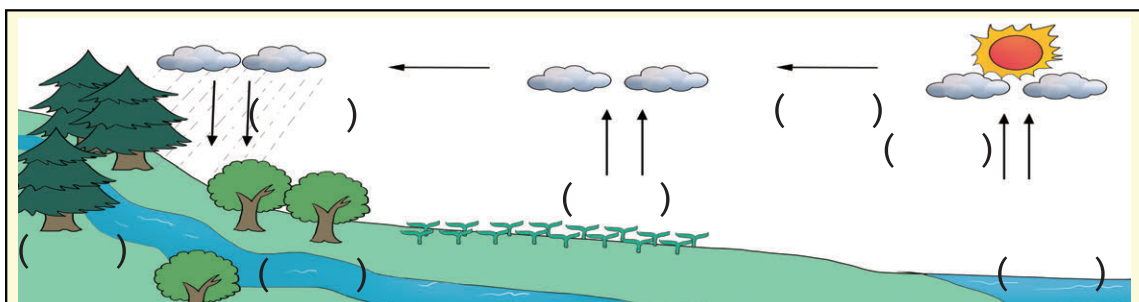


- sunny cloudy warm hot
windy snowy rainy cold
foggy stormy cool
- sweater fan scarf skirt
raincoat cap dress T-shirt
umbrella hat boots coat

Section B

5 Listen, read and write

Read about the water cycle and complete the chart with the words and sentences in the box.



Rain falls down. Rainwater flows into the soil. It flows into rivers. It flows into lakes.

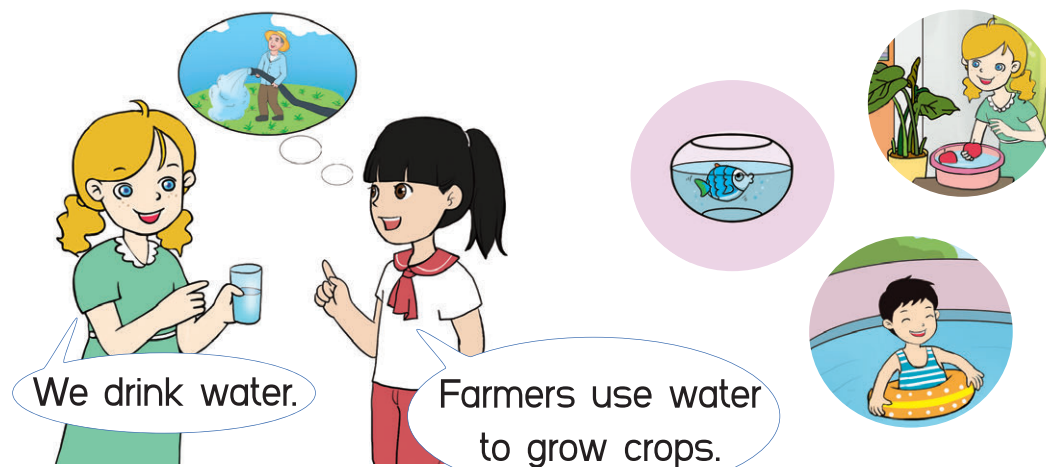
Green plants need water to grow. Farmers grow crops. These crops give us food. Fruit trees need water to grow. They give us fruit. The sun takes water from the sea, rivers and lakes. It also takes water from trees, plants and soil.

Water makes clouds. Clouds make rain. Rain falls down again.

- a. lake b. river c. trees d. crops e. Rain falls.
f. The sun takes water from the lake. g. Water makes clouds.

6 Pair work




Think of the ways to use water. Take turns to tell each other.



7 Read, write and tell

Work in groups.

a. Make a compost bottle for your classroom.

Step 1	Get a big bottle and paint it black.	
Step 2	Make a door and small holes in the bottle.	
Step 3	Put paper and leaves in the bottle. Put vegetables on the paper and leaves. Pour some water in it.	
Step 4	Close the door.	
Step 5	Put the bottle in a window. Put more water in the bottle and roll the bottle.	
Step 6	After about 30 days, the soil is ready.	

b. Make a list of things you can put in the compost bottle.



leaves paper

c. Use the library or the Internet and learn more about recycling.
Make a poster of three things you can recycle in your school.
Use a dictionary to look up the new words.

d. Tell the class about the poster.



8 Listen and chant

br-

*Sam likes brown bread.
Sally likes white bread.
Sam sweeps the room.
He has a broom.
Sally goes shopping
To buy a new umbrella.*







9 Things I can do

 I can say:

The rain is too heavy.
The wind is too strong.
Can you see the lightning?

 I can read and spell:

lightning	light	clouds	house
I  tning	I  t	cl  ds	h  se

 I can listen, read, write and say: 

thunder and
lightning

storm

thunderstorm

rain clouds

dangerous

raincoat

Unit 8

We will be in a junior middle school.



Section A

1 Look, listen and act

The end of Grade 6 will be here soon. The students are excited and a little afraid.

Wang Li: We will finish Grade 6 soon.

Amy: When is the final exam?

Andy: We will have the exams in June.

Wang Li: We must study hard for the exams.

Li Xiao: I'm a little afraid. Maybe I will fail.

Amy: Don't worry. We are all good students. We will do our best and pass the exams.

Zhou Lin: When will we know our results?

Li Xiao: We will get our results around June 20th.

Wang Li: We will go to a new school in September.

Andy: We will be in a junior middle school.

Zhou Lin: I'm very excited.


2 Listen and say

Pupil A: We will have the final exams in June.


Pupil B: We will get our results around June 20th.




exam




fail




pass



results



excited





study hard

fifty-one

51

3 Listen and write

	Zhou Lin	Month	Day		Wang Li	Month	Day
Maths exam	_____	_____		Grade 6 exams	_____	_____	
Results	_____	_____		Results	_____	_____	
First day of school	_____	_____		Last day of school	_____	_____	

4 Write and talk

Work in pairs. Fill in the timetable. Take turns to tell each other what you will do.

	You	Your partner
On Saturday		
In June		
In September		
Next year		

I will have exams in June.

June

SUN	MON	TUE	WED	THUR	FRI	SAT
			1	2	3	4
5	6	7	8	9	10	11
12	13	14	15	16	17	18
19	20	21	22	23	24	25
26	27	28	29	30		

I will go shopping on Saturday.



Section B

5 Listen, read and write

Andy: Today, I am studying for my Maths exam. It's on Thursday. I like to study in a group. My friends and I can help each other. On Tuesday, I will have my Chinese exam. I will get the results on Friday.



Zhang Jia: I am learning English. I will have an exam on Tuesday. I write words on small cards. I use the cards to learn new words. I also draw a picture for each new word. I also have a Science exam on Friday.

You: I am learning _____. I _____.
I have an exam on _____. I will get the results on _____.

	Tuesday	Wednesday	Thursday	Friday
Andy			Maths exam	
Zhang Jia				

6 Pair work

Make a study timetable. Write the subjects and the lessons you will study. Talk to your partner about your timetable.

My Study Timetable				
Time	What will I study?			

Pupil A: What will you study tomorrow?

Pupil B: I will study English Lessons 1 and 2.


7 Read, write and tell

Work in groups.

- What are the great ways to study? Talk to your group about good study habits and good study tips. Use the library or the Internet to learn more.
- Write what you have learned.

Good study habits	Good study tips
_____	_____
_____	_____
_____	_____

- Tell the class about the study habits and tips.



8 Listen and sing

-fr-


1=G $\frac{2}{4}$

$\frac{1}{1}$ $\frac{2}{2}$ $\frac{3}{3}$ $\frac{1}{1}$ | 2 $\frac{1}{1}$ $\frac{2}{2}$ | $\frac{3}{3}$ $\frac{1}{1}$ $\frac{4}{4}$ $\frac{3}{3}$ | $\frac{2}{2}$ $\frac{3}{3}$ 2 |
I'm a - fraid! I'm afraid of ex - ams!

$\frac{1}{1}$ $\frac{2}{2}$ $\frac{3}{3}$ $\frac{1}{1}$ | 2 $\frac{1}{1}$ $\frac{2}{2}$ | $\frac{3}{3}$ $\frac{1}{1}$ $\frac{4}{4}$ $\frac{3}{3}$ | $\frac{2}{2}$ $\frac{5}{5}$ 3 |
I'm a - fraid! I'm afraid I can not pass.

$\frac{1}{1}$ $\frac{2}{2}$ $\frac{3}{3}$ $\frac{1}{1}$ | 2 0 | $\frac{1}{1}$ $\frac{2}{2}$ $\frac{3}{3}$ $\frac{1}{1}$ | $\frac{4}{4}$ $\frac{3}{3}$ $\frac{6}{6}$ $\frac{5}{5}$ |
I'm a - fraid! I'm afraid from Monday

$\frac{2}{2}$ $\frac{3}{3}$ 2 | $\frac{1}{1}$ $\frac{2}{2}$ $\frac{3}{3}$ $\frac{1}{1}$ | 2 7 | 1 - ||
to Fri - day! I'm afraid ev - ery day!



9 Things I can do 😊 😊 😊



I can say:

We will finish Grade 6 soon.

When is the final exam?

I'm afraid/excited.



I can read and spell:

results

students

fail

final

resul

ts

studen

ts

fai

l

fina

l



I can listen, read, write and say: 

exam

fail

pass

results

excited

study hard

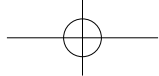
Unit 9

China is a great country!

China is a great country.

I will never forget China.

Look at this painting.
I will never forget the Great Wall.



Section A

1 Look, listen and act

Andy and his parents have lived in China for six years. They will go home to England next month.

Dad: China is a great country.

Mum: I will never forget China.

Andy: Look at this painting. I will never forget the Great Wall.

Mum: Look at this picture! It's the Pearl Tower in Shanghai.

Dad: I like this soldier on the horse. It's one of the Terra-cotta Warriors in Xi'an.

Mum: I will always love the beautiful Hunan silk.

Andy: I will never forget Hunan. Who can forget the Xiangjiang River?

Mum: And the beautiful Zhangjiajie.

Dad: Who can forget such a beautiful place?

Andy: Look at this photo of us. We will never forget China!


2 Listen and say

Pupil A: I will never forget Shaoshan.

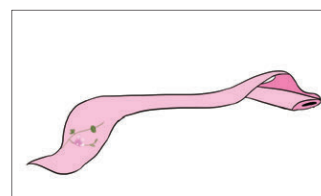
Pupil B: Who can forget the hometown of Chairman Mao?



Tian'anmen
Square



The Great
Wall



Hunan silk



The Pearl
Tower



Zhangjiajie



Terra-cotta
Warriors

fifty-seven

57

3 Listen, tick and match

Andy's mum is talking about the places she will never forget.
Tick the places and match them with the right city.



() Elephant Rock



() End of the Earth



() West Lake



() Temple of Heaven



() Yuelu Academy

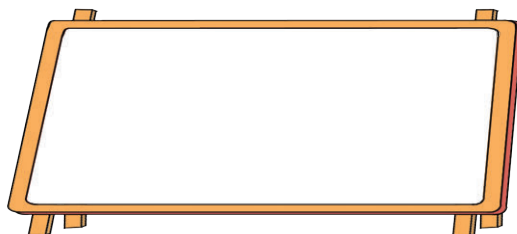
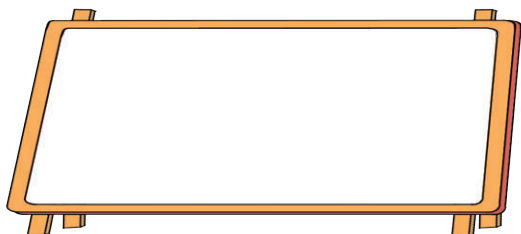


() Red Hill

Beijing Guilin Sanya Changsha Urumqi Hangzhou

4 Draw and talk

Work in pairs. Draw two beautiful places or things you will never forget. Tell your partner about them.



This is Jinggangshan in Jiangxi. I will never forget the beautiful mountains.

Section B

5 Listen, read and write

Hunan



Hunan is a province in the south of China. Hubei province is north of Hunan. Jiangxi is east of Hunan. Guangdong and Guangxi are south of Hunan. Guizhou and Chongqing are west of Hunan. The capital of Hunan is Changsha. It is a big city on the Xiangjiang River.

There are many ethnic groups in Hunan. The different ethnic groups have many colourful festivals and delicious foods. They can also make beautiful arts and handicrafts.



- Which province is east/west/south/north of Hunan?
- Write the names of the capitals of the provinces in the text.
Jiangxi _____ Guangdong _____ Hubei _____
- How many ethnic groups are there in China?

6 Pair work

Take turns to ask each other questions about Hunan.

Where is Hunan?

What other provinces are near it?



Hunan is in the south of China.


7 Read, write and tell

Work in groups.

- Choose a Chinese province you are interested in. Use the library and the Internet to learn more.
- Write what you know about the province.

Province	Shandong	
Where is it?	In the east of China.	
What is the capital?		
What other provinces are near it?		
How many people live in the province?		
Which ethnic groups live in the province?		
What are the famous lakes, rivers, or mountains?	Mount Tai...	
What are the famous foods, fruits, or arts and handicrafts?		

- Make a poster about the province. Use drawings and pictures to make the poster beautiful.



- Tell the class about the poster.



8 Listen and chant

sn-

*Who can forget a big black snake
As it swims across the lake?*

*Who can forget eating a snail
And keeping its shell in a pail?*

*Who can forget the beautiful snow
So cold and white when the north wind blows?*



9 Things I can do

 I can say:

I will never forget the Great Wall.

I will always love the Hunan silk.

Who can forget such a beautiful place?

 I can read and spell:

river

right

like

love

r iver

r ight

l ike

l ove

 I can listen, read, write and say: 

Tian'anmen
Square

The Great Wall

Hunan silk

The Pearl Tower

Zhangjiajie

Terra-cotta
Warriors

Unit 10

Goodbye to all our friends.

We will go to different schools in September.

I feel so sad. I want to cry.

I have an idea! Let's have a farewell party.

Section A

1 Look, listen and act

The friends in Grade 6 are going to say goodbye now. They will go to different schools in September.

Li Xiao: We all passed the final exam. I feel great!

Zhou Lin: I am so happy!

Li Xiao: Me, too!

Wang Li: We will go to different schools in September. How do you feel?

Amy: I feel so sad. I want to cry.

Wang Li: I'll miss you! I'll miss all my friends.

Andy: I have an idea! Let's have a farewell party.

Zhou Lin: A farewell party?

Andy: It's a party to say goodbye to all our friends.

Amy: That's a wonderful idea.

All: Yeah, let's do it!

2 Listen and say

Pupil A: How do you feel?

Pupil B: I feel so sad. I want to cry.

Pupil C: I feel great!




happy



sad




feel great



smile



laugh



cry

sixty-three

63

③ Listen, tick and match



Li Wei

- () sad
() happy



Wang Li

- () afraid
() sleepy




Amy

- () excited
() bored



cry




laugh



snore



smile



worry



sing

④ Play and talk

Here are different ways to say goodbye in English. Go around your class and say goodbye to five good friends in different ways.

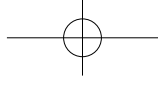
- Farewell. • So long. • I'll miss you. • Keep in touch.
- Take care. • See you. • Bye-bye. • Till we meet again.



Sing along

So long, farewell,
Goodbye to you,
And you, and you.

See you. Take care.
I'll miss you,
And you, too.




Section B

5 Listen, read and tick

Farewell Party

Dear Ms Li,
Please come to our farewell party. You are
our favourite teacher. You are very kind and
clever. Thank you! We will miss you.
From all the students in Class 5, Grade 6



Dear Mr Liu,
Please come to our farewell party. You
are a great Science teacher. We have
learned many things about animals and
plants. You make our lessons interesting
and fun. We will miss your lessons.
Thank you!
Zhou Lin, Wang Li, Amy, Andy, Li Xiao

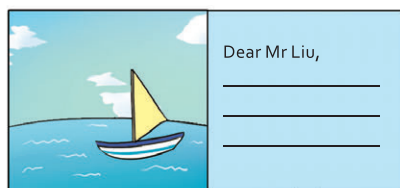
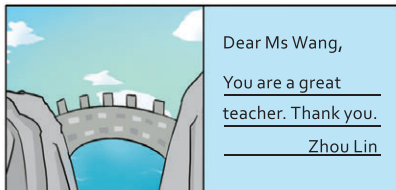
Farewell Party

Place: Classroom, Class 5,
Grade 6
Date: Friday, July 15th
Time: 9:00 am
See you there!

- | | |
|---|--------------------|
| a. Ms Li reads the card. She is happy. | True () False () |
| b. The kids say bye to Mr Liu. He is happy. | True () False () |
| c. Everyone will laugh and smile on Friday. | True () False () |

6 Pair work

Make a card to say "Thank you" and "Goodbye" to your favourite teacher. Take turns to read the cards.



Dear Ms Wang,
you are a
great teacher.
Thank you.



sixty-five

65


7 Talk, write and tell

Work in groups.

a. Make a plan for a farewell party. Use these questions.

When and where is the party?	
What will you eat and drink?	
What will you do?	

b. Make a poster about the party. Use pictures to make the poster beautiful.



Farewell Party

Place: Classroom, Class 5, Grade 6
Date: Friday, July 12th
Time: 10:30 am
See you there!

c. Show the poster to the class and tell them about the party.



8 Listen and chant

sm-

Goodbye to all.
Farewell to my friends,
Great and small.
So long my friends,
Bright and smart.
I'll see you again,
In my heart.
Take care, my friends,
Keep a happy smile.
I will not forget you,
In a long, long while.



9 Things I can do

 I can say:

How do you feel?

I feel so sad/great.

We will have a farewell party on Friday.

 I can read and spell:

happy

sad

smile

idea

h a ppy

s a d

sm i le

i dea

 I can listen, read, write and say: 

happy

sad

feel great

smile

laugh

cry

sixty-seven

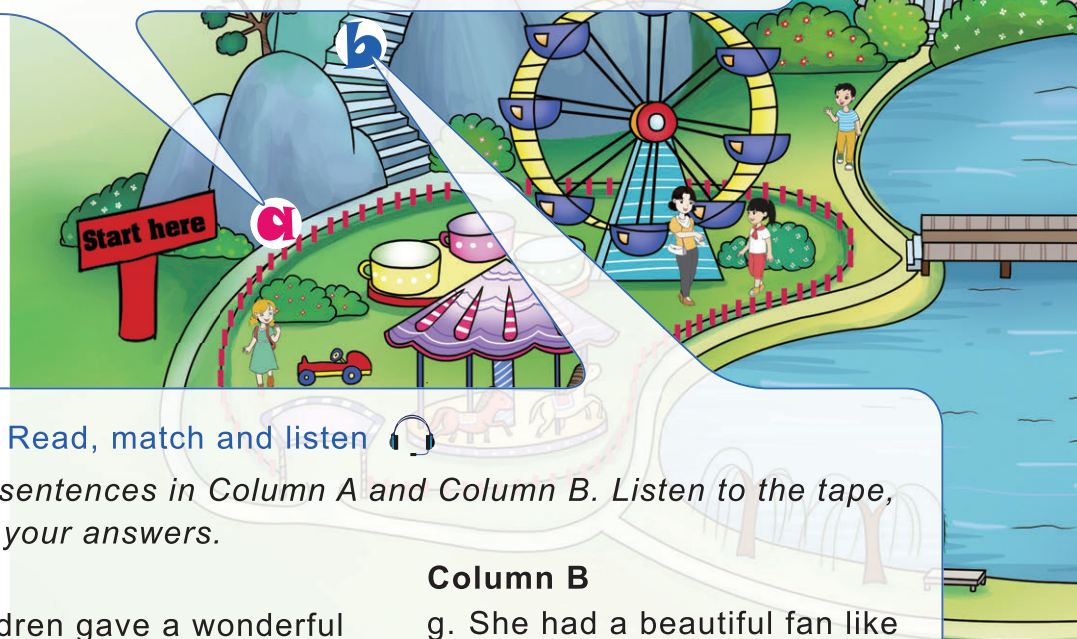

67

Review 2

Activity 1 Listen and number



It's dangerous!
Don't do this in a storm.



Activity 2 Read, match and listen

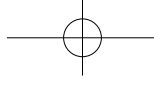
Match the sentences in Column A and Column B. Listen to the tape, and check your answers.

Column A

- a. The children gave a wonderful performance last year.
- b. Li Xiao played the Chinese drum.
- c. Wang Li danced the flower-drum dance.
- d. Amy also danced the fan dance.
- e. Andy and Zhou Lin sang a song together.
- f. Li Wei and Andy acted.







Column B

- g. She had a beautiful fan like a bird's tail.
- h. He played the big drum, and then a small drum.
- i. It was a happy song.
- j. It was on Children's Day.
- k. They acted a story about the Dragon Boat Race.
- l. She danced with Amy.



Activity 3 Talk to your classmates

Ask your classmates how they feel when ...

 You pass an exam.	 You fail an exam.	 You give him/her a gift.
 They watch TV.	 They meet a friend.	 They go to the supermarket.

Example:

Pupil A: How do you feel when I pass an exam?

Pupil B: I feel very happy when you pass an exam!



Activity 4 Read and write

Read the questions and check the answers. Complete the note to each student.

Exam	Amy's Answer	Zhou Lin's Answer
The Pearl Tower is in the north of China.	True	False
You should never play football when there is a thunderstorm.	True	True
You should always study hard for an exam.	True	True
Changsha is on the Yellow River.	False	True
$3/4 \div 2 = 1/2$	False	True

Dear _____,

I'm _____ (happy/sad) to tell you that you have _____ (passed/failed) the exam. Did you do your homework and study hard? _____ (Yes/No), I _____ (think/don't think) so.



Activity 5 Spell and listen

Use the sounds you learned. Spell the new words, then listen to the tape and check them up. Use a dictionary to find the meanings of the new words.

brown	snake	small
bread	snow	smile
rain	black	well
brain	snack	smell



Activity 6 Read and cross

Which word doesn't belong to the group?

happy
sad
cry
excited

rain
storm
raincoat
sunshine

study
fail
pass
exam

go
have
did
do

thunder
music
lightning
wind


Activity 7 Look and tell

Tell your parents about these places. Use the words in the box.

famous	east	north	river	old	beautiful
temple	south	tower	city	US	Australia
building	China	square	west	big	mountain



Example: The Temple of Heaven is famous. It is in the north of China.



Activity 8 Practise the phrases or sentences

I danced on Children's Day last year.

I will sing another song this year.

The rain is too heavy.

Can you see the lightning?

We will finish Grade 6 soon.

When is the final exam?


I will never forget the Great Wall.

I will always love the Hunan silk.

How do you feel?

I feel so sad/great.


Well done! Tick the box.	Activity 1	Activity 2	Activity 3	Activity 4	Activity 5	Activity 6	Activity 7	Activity 8
😊 Good								
😊 Very good								
😊 Excellent								



There was a young lady called Muli. She was a great dancer from China.



She danced all over the world. She saw all the famous places.



Muli danced in many big cities and beautiful places in China, too.



Muli visited many famous mountains, lakes and temples in China.



One day, Muli went to dance in New Zealand. She saw the people do a strange dance.



Muli saw the most beautiful things in the world. What did she see? Do you agree with her?



Culture Tips

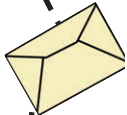
Western Traditional Dances



Dear John,
We have many traditional dances in China. Can you tell me about some traditional dances in western countries?

Hello, Li Xiao!
I know a few types of traditional dances in western countries.

Ballet first started in Rome in Italy nearly 500 years ago. The ladies danced beautifully in long white dresses. Then, the dance went to France. The French acted a story in the dancing. Then, it went to Russia. The Russians gave us many famous ballet stories. They also taught their children the ballet. Little girls wore short skirts to learn to dance. Later, they became the best ballet dancers in the world.



Ballroom dancing started long ago, too. The kings and queens, the rich ladies and gentlemen of Austria danced the waltz nearly 200 years ago. It was a lively dance. The ladies wore long dresses, and the men wore long coats to dance in a big room. Many dancers danced together to make a pattern.



While the kings and queens and the rich people in Europe had ballroom dancing, the poor people and farmers had a different type of dance. These were called folk dances. There are many kinds of folk dances in Europe.



seventy-three

73



The Spring is Coming

1=D $\frac{4}{4}$



1. 3 5 $\dot{1}$ | 6 $\dot{1}$ 6 5 - | 4. 5 3 1 |

All the birds sing up in the trees. Now the spring is



2 - 1 0 | 5 5 4 4 | 3 5 3 2 - |

com - ing! Li - sten li - sten what do they say?



5 5 4 4 | 3 5 3 2 - | 1. 3 5 $\dot{1}$ |

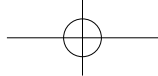
Spring time is the time to be happy. All the birds sing



6 $\dot{1}$ 6 5 - | 4. 5 3 1 | 2 - 1 0 ||



up in the trees. Now the spring is com - ing.





Goodbye, Friend

1=G $\frac{4}{4}$



seventy-five

75



Read Aesop's Fables and Act



The Peacock and the Crane

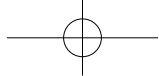


A beautiful peacock was standing in the park. Its feathers were blue and red and yellow.


The peacock saw a crane by a tree. The crane was gray and pale. The peacock looked at the crane and laughed at the crane.



Ha! What an ugly bird!
Look at me, I am so, so beautiful! Look at you! Your wings have no colour!



The crane looked sad and thought for a while.



Then the crane smiled and spread its strong wings.

True. But I can fly to the clouds and sing to the stars. You can only walk on the ground. Better to be an ugly bird than a bird that can't fly.



Fine feathers don't make fine birds.






Read Aesop's Fables and Act



The Brother and the Sister



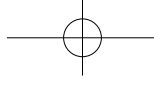
A father had one son and one daughter. The son was very handsome but the daughter was plain.

Arrghh! Why am I so plain?

One day, the children found their mother's mirror. They looked in the mirror.



Look, sister. How handsome I am! I must be the most handsome boy in the world.



Then their father came in.
The brother was happy. The
sister was angry.

My son, your handsome face
is hidden by your ugly words.



My dear daughter, your
beauty is hidden by your
ugly words.

My brother plays with mother's
mirror! You must punish him!



Look, father. I am so handsome!

The father laughed and
kissed them both. He told
them to use the mirror
wisely.

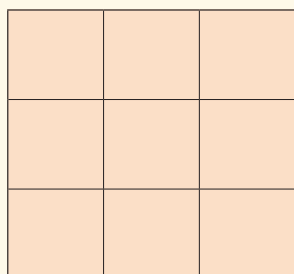
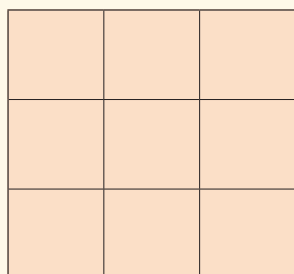
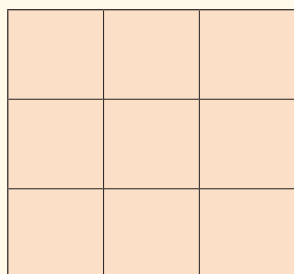
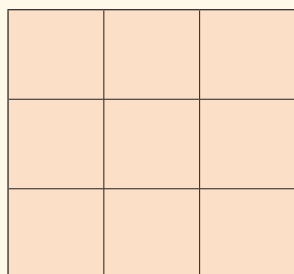
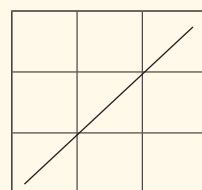
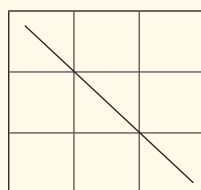
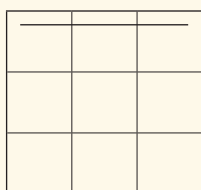
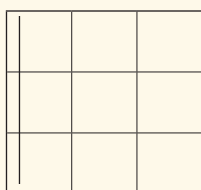


Beauty is only skin deep.



Bingo

1. 学生将单词任意填写在一组表格中, 每格摆一个单词。
2. 教师任意说出表中的词汇, 让学生们听, 如果说的词与学生摆的词相同 (每三个词为一组, 或横三个, 或竖三个, 或斜三个, 只要三个连成一条线的词与教师说的词相同即可, 如下图线条所示), 学生可马上举手喊“Bingo!”表示胜利, 喊“Bingo!”数量最多的同学获胜。



- spring summer wet
winter autumn dry
actor singer film
- leader woman man
brave actress hero
wise butterfly bee
- funny ant sing
honey silk raincoat
song moth umbrella
- exam pass result
smile sad happy
laugh cry excited



Find and Circle

Find the words you learned and circle them.

s	u	m	m	e	r	a	p	a	s	s	l
i	p	o	f	a	i	l	c	r	e	a	a
s	d	r	y	m	s	e	c	t	m	c	u
i	m	n	i	a	i	a	l	r	o	t	g
l	u	i	c	n	n	d	k	i	y	r	h
k	x	n	w	k	g	e	m	h	a	e	i
z	i	g	j	h	e	r	o	n	r	s	c
w	i	n	t	e	r	n	t	v	d	s	r
e	i	n	d	q	e	a	h	a	p	p	y
t	h	s	g	y	s	m	i	l	e	f	r
y	b	e	e	x	a	m	a	s	t	o	u
t	h	u	n	d	e	r	s	t	o	r	m



eighty-one

81

Words and Expressions in Each Unit

Unit 1

season /'si:zən/	季节
its /ɪts/	它的(所有物)
dry /draɪ/	干燥的, 干旱的
wet /wet/	湿的, 潮的; 多雨的
autumn /'ɔ:təm/	秋, 秋季
winter /'wɪntə(r)/	冬, 冬季
beach /bi:tʃ/	海滩, 沙滩
hot pot	火锅
New Zealand	新西兰
field /fi:ld/	田地; 运动场
sea /si:/	海, 海洋
wear /weə(r)/	穿(戴)着
snowman /'snəʊmæn/	雪人

Unit 2

hey /hei/	喂, 嘿
actress /'æktrɪs/	女演员
Mother's Day	母亲节
actor /'æktə(r)/	男演员
greatest	最伟大的
hat /hæt/	帽子
choice /tʃɔɪs/	选择
handbag /'hændbæg/	(女用)手提包

Unit 3

was /wɒz; wʌz/	(is, am 的过去式) 是
wise /waɪz/	聪明的; 明智的
woman /'wʊmən/	妇女, 女人
lives /laɪvz/	(life 的复数形式) 生命
hero /'hɪərəʊ/	英雄
man /mæn/	(成年) 男人; 人
brave /breɪv/	勇敢的, 无畏的
person /'pɜ:sən/	人
leader /'li:də(r)/	领袖, 领导者
soldier /'səʊldʒə(r)/	士兵, 军人
Germany /'dʒɜ:məni/	德国
play /pleɪ/	戏剧

Unit 4

science field trip	科学考察
last /lɑ:st; læst/	最近的, 上一个的
butterfly /'bʌtəflaɪ/	蝴蝶
silk /sɪlk/	丝; 丝织品
bee /bi:/	蜜蜂
honey /'hʌni/	蜂蜜
ant /ænt/	蚂蚁
excellent /'eksələnt/	杰出的, 优秀的
moth /mʌθ; mɔ:θ/	蛾



kg (=kilogram)	千克
hole /həʊl/	洞, 洞穴
silkworm /'sɪlkwɜ:m/	蚕
lay /leɪ/	产 (蛋, 卵)
come out of	从……出来
produce /prəʊ'dju:s; -'du:s/	生产
thread /θred/	细丝
inside /,ɪn'saɪd, 'ɪn-/	在里面
museum /mju:'ziəm/	博物馆

Unit 5

topic /'tɒpɪk/	题目, 话题
start with	从……开始
start /stɑ:t/	开始
long ago	很久以前
good luck	好运气
Dragon Boat Festival	端午节
fifth /fɪfθ/	第五
body /'bɒdɪ/	身体; 尸体
moon cake	月饼
Carnival /'kɑ:nɪvəl/	狂欢节
Brazil /brə'zɪl/	巴西 (南美洲国家)
Day of the Dead	亡灵节
Mexico /'meksɪkəu/	墨西哥 (北美洲国家)
May Day	国际劳动节
Qingming Festival	清明节
dress up	盛装打扮
ask for	索要
dragon /'dræɡən/	龙
look like	像; 看起来像
triangle /'traɪæŋɡl/	三角, 三角形

remember /rɪ'membə(r)/	记得, 记住
be angry with	对……生气
jump into	跳进
die /daɪ/	死
row /rəʊ/	划船

Unit 6

performance /pə'fɔ:məns/	演出
ribbon dance	彩带舞
fan dance	扇子舞
piano /prɪ'ænəʊ, prɪ'ɑ:-/	钢琴
drum /drʌm/	鼓, 鼓声
violin /,vaɪə'lɪn/	小提琴
act /ækt/	表演
little /'lɪtl/	小的
flower-drum dance	花鼓舞
ladies and gentlemen	女士们, 先生们
perform /pə'fɔ:m/	演出, 表演

Unit 7

storm /stɔ:m/	暴风雨
heavy /'hevi/	沉重的; 大的
raincoat /'reɪnkəʊt/	雨衣
lightning /'laɪtnɪŋ/	闪电
thunder /'θʌndə(r)/	雷声
dangerous /'deɪndʒərəs/	危险的, 不安全的
until /ən'tɪl; ʌn-/	直到……时
pass /pɑ:s; pæs/	通过, 经过, 度过



thunderstorm /'θʌndəstɔ:m/

雷暴雨，大雷雨

stormy /'stɔ:mɪ/ 暴风雨的

fall down 落下

rainwater /'reɪn,wɔ:tə(r); -,wɒ-/ 雨水

flow into 流入

soil /sɔɪl/ 泥土，土壤

crop /krɒp/ 农作物，庄稼

pour /pɔ:(r)/ 灌，倒

roll /rəʊl/ 摇摆

ready /'redɪ/ 准备好的

Unit 8

end /end/ 末尾；尽头；终止

grade /greɪd/ 年级

soon /su:n/ 不久

finish /'fɪnɪʃ/ 完成，结束

final /'faɪnəl/ 最终的

exam /ɪg'zæm/ 考试

maybe /'meɪbi:/ 大概，也许

worry /'wʌrɪ; 'wɜ:rɪ/ 担心

do one's best 尽力，努力

result /rɪ'zʌlt/ 成绩；结果

get /get/ 获得；收到

around /ə'raʊnd/ 大约

junior middle school 初中

habit /'hæbɪt/ 习惯，习性

study tip 学习技巧

Unit 9

forget /fə'get/ 忘记，遗忘

Terra-cotta Warriors 兵马俑

such /sʌtʃ/ 这样的，如此的

chairman /'tʃeəmən/ 主席

Urumqi /u:'ru:mtʃɪ/ 乌鲁木齐

province /'prɒvɪns/ 省

capital /'kæpɪtəl/ 首都（府）

ethnic groups 民族群体

colourful /'kʌləfʊl/ 丰富多彩的

handicraft /'hændɪkra:ft; -kræft/ 手工艺品

Unit 10

feel /fi:l/ 觉得；给人以……感觉

sad /sæd/ 伤心的，忧愁的

farewell /'feə'wel/ 告别，欢送会

laugh /lɑ:f; læf/ 笑

sleepy /'sli:pɪ/ 困的，想睡的

bored /bɔ:d/ 无聊的，厌烦的

snore /snɔ:(r)/ 打呼噜

so long 再见

keep in touch 保持联系

see you 再见

till /tɪl/ 直到……为止



Vocabulary

A

act	表演	U-6
actor	男演员	U-2
actress	女演员	U-2
ant	蚂蚁	U-4
around	大约	U-8
ask for	索要	U-5
autumn	秋, 秋季	U-1

B

be angry with	对……生气	U-5
beach	海滩, 沙滩	U-1
bee	蜜蜂	U-4
body	身体; 尸体	U-5
bored	无聊的, 厌烦的	U-10
brave	勇敢的, 无畏的	U-3
Brazil	巴西 (南美洲国家)	U-5
butterfly	蝴蝶	U-4

C

capital	首都 (府)	U-9
Carnival	狂欢节	U-5
chairman	主席	U-9
choice	选择	U-2
colourful	丰富多彩的	U-9
come out of	从……出来	U-4
crop	农作物, 庄稼	U-7

D

dangerous	危险的, 不安全的	U-7
Day of the Dead	亡灵节	U-5
die	死	U-5
do one's best	尽力, 努力	U-8
Dragon Boat Festival		
端午节		U-5
dragon	龙	U-5
dress up	盛装打扮	U-5
drum	鼓, 鼓声	U-6
dry	干燥的, 干旱的	U-1

E

end	末尾; 尽头; 终止	U-8
ethnic groups	民族群体	U-9
exam	考试	U-8
excellent	杰出的, 优秀的	U-4

F

fall down	落下	U-7
fan dance	扇子舞	U-6
farewell	告别, 欢送会	U-10
feel	觉得; 给人以……感觉	U-10
field	田地; 运动场	U-1
fifth	第五	U-5
final	最终的	U-8
finish	完成, 结束	U-8
flow into	流入	U-7



flower-drum dance 花鼓舞 U-6
forget 忘记，遗忘 U-9

G

Germany 德国 U-3
get 获得；收到 U-8
good luck 好运气 U-5
grade 年级 U-8
greatest 最伟大的 U-2

H

habit 习惯，习性 U-8
handbag (女用)手提包 U-2
handicraft 手工艺品 U-9
hat 帽子 U-2
heavy 沉重的；大的 U-7
hero 英雄 U-3
hey 喂，嘿 U-2
hole 洞，洞穴 U-4
honey 蜂蜜 U-4
hot pot 火锅 U-1

I

inside 在里面 U-4
its 它的(所有物) U-1

J

jump into 跳进 U-5
junior middle school 初中 U-8

K

keep in touch 保持联系 U-10
kg (=kilogram) 千克 U-4

L

ladies and gentlemen
女士们，先生们 U-6
last 最近的，上一个的 U-4
laugh 笑 U-10
lay 产(蛋，卵) U-4
leader 领袖，领导者 U-3
lightning 闪电 U-7
little 小的 U-6
lives (life 的复数形式)生命 U-3
long ago 很久以前 U-5
look like 像；看起来像 U-5

M

man (成年)男人；人 U-3
May Day 国际劳动节 U-5
maybe 大概，也许 U-8
Mexico
墨西哥(北美洲国家) U-5
moon cake 月饼 U-5
moth 蛾 U-4
Mother's Day 母亲节 U-2
museum 博物馆 U-4

N

New Zealand 新西兰 U-1



P

pass 通过, 经过, 度过	U-7
perform 演出, 表演	U-6
performance 演出	U-6
person 人	U-3
piano 钢琴	U-6
play 戏剧	U-3
pour 灌, 倒	U-7
produce 生产	U-4
province 省	U-9

Q

Qingming Festival 清明节	U-5
-----------------------	-----

R

raincoat 雨衣	U-7
rainwater 雨水	U-7
ready 准备好的	U-7
remember 记得, 记住	U-5
result 成绩; 结果	U-8
ribbon dance 彩带舞	U-6
roll 摇摆	U-7
row 划船	U-5

S

sad 伤心的, 忧愁的	U-10
science field trip 科学考察	U-4
sea 海, 海洋	U-1
season 季节	U-1
see you 再见	U-10

silkworm 蚕	U-4
silk 丝; 丝织品	U-4
sleepy 困的, 想睡的	U-10
snore 打呼噜	U-10
snowman 雪人	U-1
so long 再见	U-10
soil 泥土, 土壤	U-7
soldier 士兵, 军人	U-3
soon 不久	U-8
start 开始	U-5
start with 从……开始	U-5
storm 暴风雨	U-7
stormy 暴风雨的	U-7
study tip 学习技巧	U-8
such 这样的, 如此的	U-9

T

Terra-cotta Warriors 兵马俑	U-9
thread 细丝	U-4
thunder 雷声	U-7
thunderstorm 雷暴雨, 大雷雨	U-7
till 直到……为止	U-10
topic 题目, 话题	U-5
triangle 三角, 三角形	U-5

U

until 直到……时	U-7
Urumqi 乌鲁木齐	U-9

V

violin 小提琴	U-6
------------	-----



W

was (is, am 的过去式) 是	U-3
wear 穿(戴)着	U-1
wet 湿的, 潮的; 多雨的	U-1
winter 冬, 冬季	U-1
wise 聪明的; 明智的	U-3
woman 妇女, 女人	U-3
worry 担心	U-8

The Sights of China

Dongting Lake	(湖南) 洞庭湖
Elephant Rock	(广西桂林) 象鼻山
End of the Earth	(海南三亚) 天涯海角
Red Hill	(新疆乌鲁木齐) 红山
Temple of Heaven	(北京) 天坛
the Pearl Tower	(上海) 明珠塔
Tian'anmen Square	(北京) 天安门广场
West Lake	(浙江杭州) 西湖
Yuelu Academy	(湖南长沙) 岳麓书院

Famous Persons

Einstein	爱因斯坦
Harriet Tubman	哈里特·塔布曼
Kongzi (Confucius)	孔子
Marie Curie	玛丽·居里
Norman Bethune	诺尔曼·白求恩
William Shakespeare	威廉·莎士比亚

Appendices

Phonics

b

boy
bear
table
baby

c

car
cap
doctor
music

d

city
cinema
pencil
exercise

f

fine
fish
after
sofa

g

give
get
dog
bag

h

hat
hand
his
horse

j

jump
July
Japan
jacket

k

kid
kite
thank
worker

l

leg
lion
ruler
toilet

m

man
mum
tomato
room

n

nice
noodle
snow
morning

sun
pen
window
want

thank
think

p

put
pig
map
paper

q

quiet
quite
question
liquid

r

read
run
river
finger

s

sit
socks
bus
desk

t

his
legs
busy
easy
tea
tiger
but
tomato

v

very
visit
love
favourite

w

water
windy
tower
flower

x

box
six
next
taxi

y

exam
exact

z

yes
year
yellow
you
zoo
zero



Decorative border with stars, hearts, and a dashed line.

bl	br	ch	ck	cl
blue	bread	chair	Christmas	back
black	bring	child	school	black
blouse	brother	much	schoolbag	duck
blow	brown	teacher	stomach	chicken

cr	dr	fl	fr	gl	gr
crayon	dress	fly	friend	glue	green
cry	draw	floor	from	glass	grass
cross	drink	flower	fruit	glad	great
ice-cream	driver	flag	Friday	glove	grapes

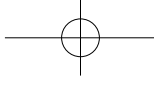
kn	le	nd	ph	pl	sh
know	table	behind	photo	please	shop
knife	apple	find	telephone	plant	shirt
knee	uncle	hand	elephant	place	fish
knock	noodle	kind	alphabet	play	English

sk	th	tr	wh
skirt	think	tree	who
skate	thank	train	whose
sky	mouth	try	
skill	birthday	travel	

sl	sm	sn	sp	tw
sleep	smile	snake	speak	twelve
slow	small	snow	sport	twenty

st	str	sw	tch	wr
star	street	swim	watch	write
stand	strong	sweater	match	wrong





常用习惯用语和固定搭配

have to 不得不，必须

They have to study very hard.
他们必须非常努力地学习。

a kind of 一种，一类

There is a kind of fruit here.
这里有一种水果。

for example 例如

For example, the theme can be space, water, or science.

例如，关于太空、水或科学的主题公园。

next to 紧接着，相邻

Next to the bookshop is a big park.
书店紧邻着一个大公园。

look forward to 盼望

Zhou Lin and his friends are looking forward to the holidays.

周林和他的朋友正盼望着假期的到来。

do one's best 尽最大的努力

We will do our best and pass the exam.
我们会尽最大的努力通过考试。

a pair of 一双，一副

I have a new pair of sneakers.
我有一双新运动鞋。

after school 放学后

Let's play football after school.
放学后我们去踢足球吧。

come from 出生(于)，来自

He comes from the US.
他来自美国。

fall ill 患病，病倒

I can't come to school today because I fall ill. 今天我不能上学，因为我病了。

go for a walk 散步

I usually go for a walk with my mum after dinner.

我通常晚饭后跟妈妈一起散步。

look for 寻找

I am looking for my pencil.
我正在寻找我的铅笔。

on duty 值日，值班

I'm on duty today. Please wait for me after school.

今天我值日。放学后请等我一会儿。

too ... to ... 太 以至于不能

The water is too hot to drink.
水太热了不能喝。

first of all 首先

First of all, I must finish my homework.
首先，我必须完成我的家庭作业。

be strict with 对 严格要求

Ms Li is very strict with us.
李老师对我们要求非常严格。



一般过去时

基本概念

一般过去时主要表示过去发生的动作或存在的状态。谓语的动词形式为动词的过去式。



基本形式

★ be 动词的一般过去时：

主语 + be(was/were) + 其他。如：

I **was** late for school yesterday.

They **were** in the park on Monday.

They **danced** last year.

他们去年跳舞了。

He **went** to the bookshop this Saturday.

这个星期六他去了书店。

My father **bought** a gift for me yesterday.

昨天我的父亲给我买了一件礼物。

★ 实义动词的一般过去时：

主语 + 动词过去式 + 其他。如：

Zhou Lin **watched** TV last night.

Harry **visited** Andy in China last year.

★表示在过去一段时间里，经常发生的或习惯性的动作或状态。如：

I often **watched** football games last month.

我上个月经常看足球比赛。

Lei Feng always **helped** people.


雷锋总是帮助人们。

基本用法

★表示过去某个时间发生的动作或存在的状态，常与 last week/year, yesterday 等时间连用。如：

Wang Li and I **played** basketball yesterday.

我和王莉昨天打篮球了。



后 记

随着课程改革的进行，中小学教材呈现多样化，教材的功能定位也逐渐由规范教学转向服务教学。小学英语教材则注重设计与编排的丰富性和本土化，着重提高实际运用语言的能力，并有意为师生发展提供自主和创造的空间。

我们根据教育部义务教育课程改革的指导思想，在全面总结教科书使用情况的基础上，立足国内小学英语教学一线的实际需求，以教育部 2011 年制定的《义务教育英语课程标准》为依据，遵循英语教学和儿童身心发展的双重规律，吸收课程改革及英语教育研究的最新成果，由中国专家主持，中外专家共同参与，修订了这套以三年级为起点的英语教科书，力求符合四个基本要求：第一，符合国家政策法规；第二，符合国家课程标准；第三，符合学生的发展需求；第四，符合各地的教改实际。

本套教科书旨在激发学生学习英语的兴趣，培养学习英语的积极态度，使他们初步建立学习英语的自信心；培养自主学习能力和合作精神，使他们形成一定的语感和良好的语音、语调、书写基础及良好的学习习惯，初步形成用英语交流的能力；同时，注重培养观察、记忆、思维、想象和创造能力，通过中西方文化比较，培养爱国主义精神，增强全球化意识，拓展国际视野，为他们终身学习和发展奠定良好的基础。

本套教科书由秦秀白教授担任主编，组成了有外籍英语教科书编写专家 Nils Olov Fors 参加的教科书编委会，聘请了英语教育领域的资深专家担任编写顾问和审稿统筹；王丹、王佳、王伟静、王金洲、王振华、任晓庆、师学辉、张瑜、张艺琼、张淑平、荣光、贺智敏、徐沛、钱锋、黄永华、董奎兴和穆海迪等，在本套教科书的内容呈现、版式设计、插图绘制、排版制作和编辑加工、结构优化过程中，积极努力，精益求精，付出了极大心智；此外，来自湖南、河南和山东教学一线的陈晓华、吴盛梅、李欢等老师，对教科书内容的适应性提出了宝贵建议。在此一并鸣谢！

由于时间仓促、编者和编辑的水平有限，教科书难免有不足之处，如果您有什么建议和想法，请通过版权页上的联系方式及时与我们取得联系，我们一定博采众长、尽力完善教科书，并努力做好教科书后续服务工作。

小学英语教科书编委会