



义务教育教科书


义务教育教科书

英语 English

三年级起点 五年级上册

英语 English

三年级起点 五年级上册



绿色印刷产品

批准文号：湘发改价费〔2017〕343号

ISBN 978-7-5539-0569-3



9 787553 905693 >

定价：6.19元



湖南教育出版社

山东教育出版社



湖南教育出版社



山东教育出版社



义务教育教科书

英语

English

三年级起点 五年级上册

编著 小学英语教科书编委会

主编 秦秀白

Name _____ Class _____ No. _____



湖南教育出版社



山东教育出版社

图书在版编目(CIP)数据

英语. 五年级. 上册 / 秦秀白主编. —长沙: 湖南教育出版社, 2014.7 (2021.5 重印)

义务教育教科书: 三年级起点

ISBN 978-7-5539-0569-3

I. ①英… II. ①秦… III. ①英语课—小学—教材 IV. ①G624.311

中国版本图书馆 CIP 数据核字(2013)第 103391 号



义务教育教科书

英语 English YINGYU

三年级起点 五年级上册

编 著: 小学英语教科书编委会

主 编: 秦秀白

责任编辑: 黄永华 王金洲 张艺琼

版式设计: 任晓庆

出版发行: 湖南教育出版社(长沙市韶山北路 443 号)

出版发行: 山东教育出版社(济南市纬一路 321 号)

电子邮箱: hnjycbs@sina.com

重印: 湖南出版中心 经销: 湖南省新华书店

印刷装订: 湖南天闻新华印务有限公司

开本: 787 毫米 × 1092 毫米 1/16 印张: 6

版次: 2014 年 7 月第 1 版 2021 年 5 月第 8 次印刷(2021 秋)

书号: ISBN 978-7-5539-0569-3


印数: 1—80000 册

定价: 6.19 元

著作权所有, 请勿擅用本书制作各类出版物, 违者必究。

如有质量问题, 影响阅读, 请与湖南出版中心联系调换。

联系电话: 0731-88388986 0731-88388987



致同学们的一封信

同学们，你们好！欢迎来到英语学习的新天地！从现在起你们将在老师的引导下，与 Wang Li、Zhou Lin、Li Xiao、Amy、Andy 及小乌龟 Ted 一道成长，一起学习、歌唱、游戏，逐步学会用英语进行交流、倾诉和分享；学会表演小故事和短剧，演唱简单的英语歌谣，观察和描述美丽的图片，了解国内外文化习俗和风情，阅读和认知更为广阔的世界。

本套教科书根据教育部 2011 年颁发的《义务教育英语课程标准》二级标准进行修订，以三年级为起点，按学期分为 8 册。三、四年级每册分 9 个学习单元和 3 个复习单元，五、六年级每册分 10 个学习单元和 2 个复习单元，建议每个单元用 4 学时学习；根据整体学习需要，各册有选择性地设置了总结学习规律、体验英语文化及拓展国际视野的开放性学习内容。


本套教科书根据“话题 + 功能 + 词汇 + 结构 + 活动”建构体系，按照“听说为先，读写跟上；点面结合，不断复现；循序渐进，螺旋上升”的原则编排内容，从学生熟悉的事物和生活确定单元话题，围绕话题选择素材、设计活动，强调综合语言运用能力，强调英语的工具性和人文性；学习单元分 A、B 两部分，通过活动将情景对话、单词学习、复习巩固和评价融为一体，强调在语境中学习和培养用英语做事情的综合实践能力及开放创新的思维方式；三、四年级的复习单元是总结学习内容，五、六年级的复习单元是先通过活动整理知识，再进行 Fun Reading 与 Culture Tips 阅读，逐步实现人文素养和文化意识的培养。

本套教科书力求体现以下特点：一、以学生为中心，强调自主学习，寓学于乐，通过听说、读写、游戏、吟唱、玩演等任务引领学习活动；二、与时俱进，强调学习情境的真实性和语言的自然流畅；三、协作学习，强调探究与创新，设计合作学习、评价和开放思维的空间，培养团结精神和自信心；四、渗透爱国意识教育，强调中华优秀传统文化传承；五、精选学习内容，强调教学资源的选择性和开放性，设计 Fun Time、Story Time、Game Time 等供选择和体验；六、注重整体学习，强调学习规律的归纳整理，除词汇表外各册还分别设计了 Phonics、日常用语等附录。

同学们，要学好英语，用英语做事，就要多听、多说、多读、多写，保持兴趣，充满自信，相信“I can do it！”只要通过反复实践，就能学好英语，用好英语，逐步提高综合语言运用的能力，为面向未来和走向世界打下坚实的基础。

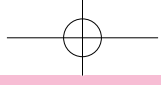
同学们，让我们一起踏上英语学习的新航程吧！预祝你们成功！

你们的好朋友：小学英语教科书编委会



Contents

Unit 1	There is a big music room.	2
Unit 2	Where is the library?	8
Unit 3	She has long hair.	14
Unit 4	Whose toy is this?	20
Unit 5	What do you usually do?	26
Review 1	32
Unit 6	I often walk to school.	38
Unit 7	I want to be a doctor.	44
Unit 8	What does your father do?	50
Unit 9	Merry Christmas!	56
Unit 10	The Spring Festival is coming!	62
Review 2	68
Fun Time	74
Story Time	76
Game Time	80
Words and Expressions in Each Unit	82
Vocabulary	85
Appendices	89



Happy Teachers' Day



Amy



Wang Li



Zhou Lin



Ms Li



Li Xiao

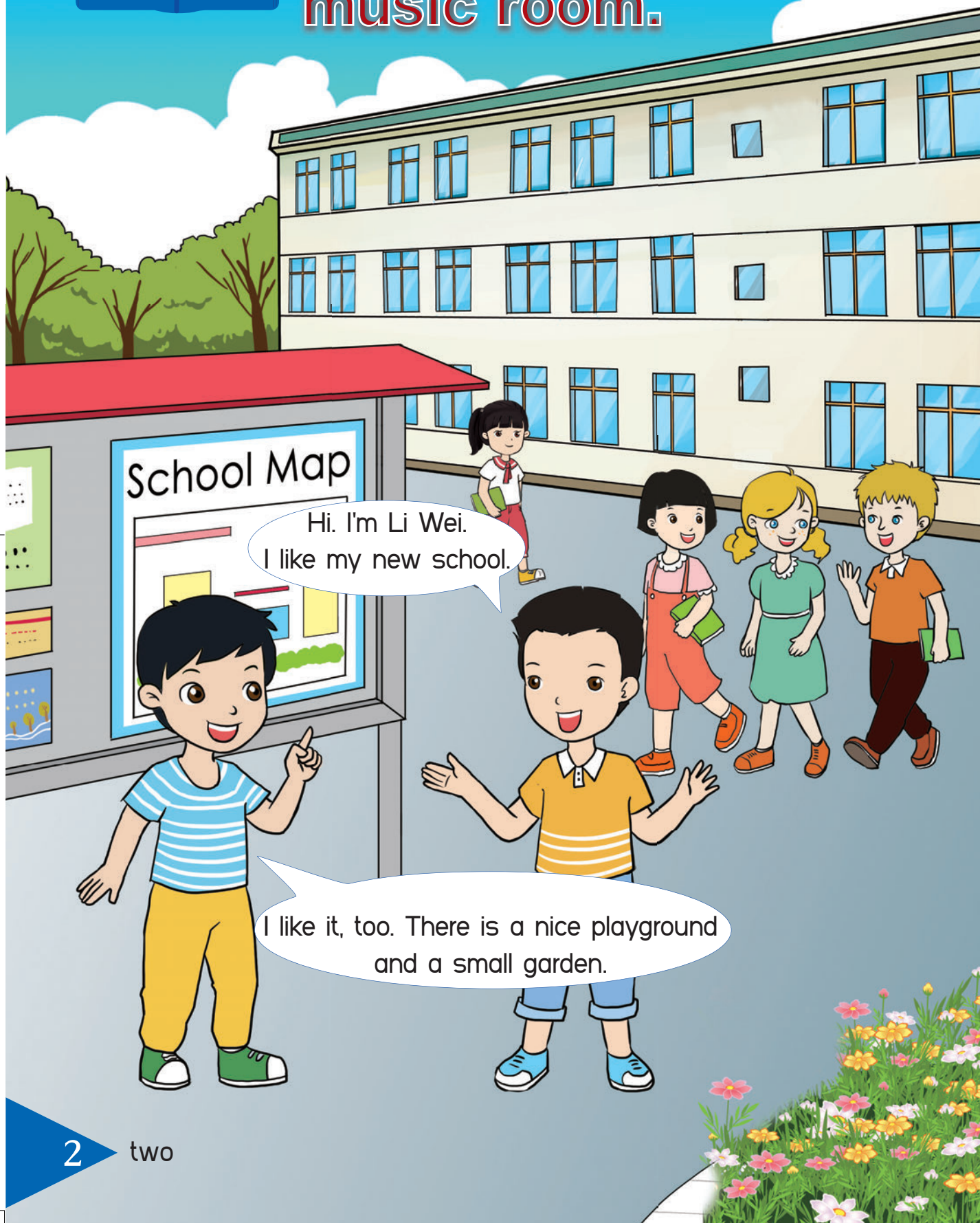


Andy

Unit

1

There is a big
music room.



Section A

1 Look, listen and act

*Li Wei is in a new school. He is talking to his new friends.
They are looking at a map of the school.*

Zhou Lin: Hi! My name's Zhou Lin. Welcome to our school.

Li Wei: Hi. I'm Li Wei. Nice to meet you. I like my new school. There is a big music room!

Zhou Lin: I like it, too. There is a nice playground and a small garden.

Li Wei: I want to meet some new friends.

Amy: Hello. I'm Amy. I'm in Class 5, and you?

Li Wei: I'm Li Wei. Nice to meet you. I'm in Class 5, too.

Zhang Jia: Hi, Li Wei. I'm Zhang Jia.

Zhou Lin: Look, that's Wang Li!

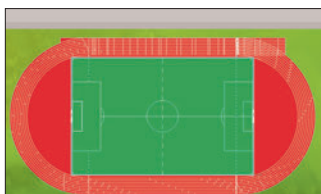
Wang Li: Hello, everyone!

2 Listen and say


Pupil A: Look, this is a map of our new school.

Pupil B: There is a big music room!


Pupil C: I like the small garden. The flowers are beautiful!



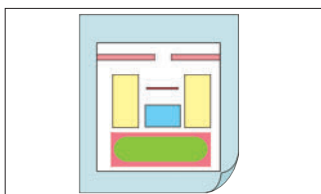
playground




class



nice garden



map

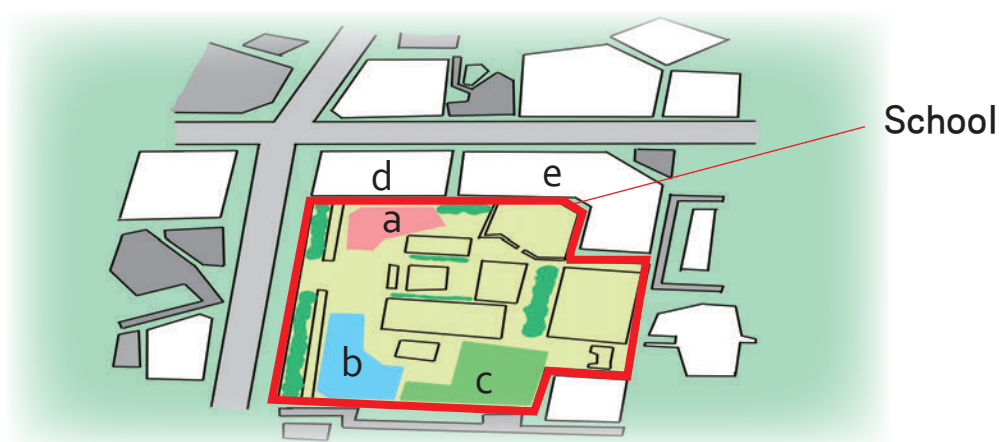


big



small

3 Listen and write



() classroom

() shop


(**e**) park

() playground

() garden

4 Draw and talk

Work in groups. Draw a map of your school. Talk about the map with your group members.



Section B

5 Listen, read and tick

Li Wei: Look, Mum. This is my new school. I like my new school.

Li Wei's mum: What's this?

Li Wei: It's our computer room.




This is my new school. There are many classrooms in my school. I'm in Class 5. My classroom is here. There is a music room, a big computer room and an art room.

There is a big playground. There is a nice garden behind the playground. There are trees and flowers in the small garden. The trees are green. The flowers are red and blue.

- | | | |
|---|------------|-------------|
| a. There are many classrooms in the school. | True () | False () |
| b. There is a music room in the school. | True () | False () |
| c. There are flowers on the playground. | True () | False () |

6 Pair work

Take turns to ask each other questions about the new school.

- 
- classroom
 - playground
 - garden
 - art room
 - music room
 - computer room



How many classrooms are there?

Is the playground big?



7 Draw, write and tell


Work in groups.

a. Talk to your group members. Use these questions and words.

- What's in the park?
- Is there a lake in the park?
- Are there any trees or flowers in the park?

lake plants building sunflowers ducks trees garden
kids flowers bamboo playground house roses

b. Draw a map of a park. What can kids do in the park?

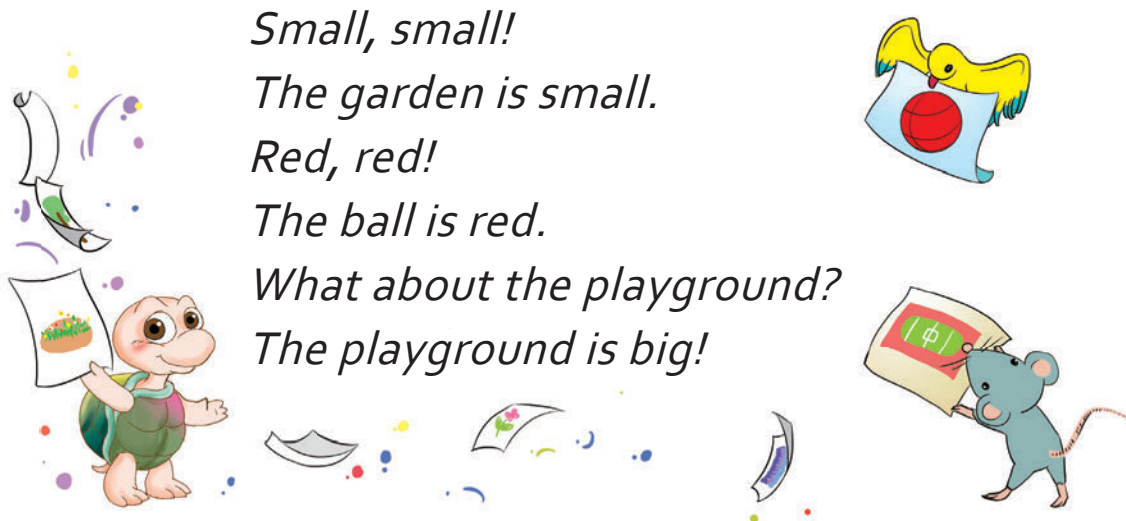


c. Tell the class about your park.



8 Listen and chant

r



9 Things I can do

 *I can say:*

There is a big music room!

There is a small garden.

Is the playground big?

 *I can read and spell:*

map

that

nice

like

m a p

th a t

n i ce

l i ke

 *I can listen, read, write and say:* 

playground

class

nice garden

map

big

small

seven


7

Unit 2

Where is the library?

Where is the library?

Go straight. Then turn left and you will see a building. The library is on the second floor.



Section A

1 Look, listen and act

Li Wei and Zhou Lin are going to the classroom. They meet a new teacher.

Pat: Excuse me. Where is the library?

Li Wei: Go straight. You will see trees and flowers. That's the garden.
Then turn left and you will see a building. The library is on the second floor.

Pat: Is it far away?

Zhou Lin: No, it isn't. It's close by.

Pat: Can you show me the way?

Li Wei: Yes, sure.

Pat: Thank you. Oh, where is the toilet?

Li Wei: This way.


Pat: Thank you.

Li Wei: You're welcome.

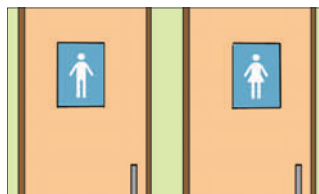
2 Listen and say

Pupil A: Where is the park?

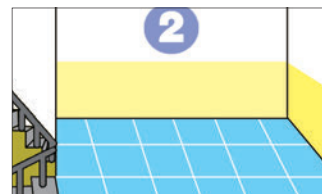
Pupil B: Go straight and then turn left.




building



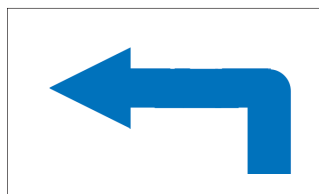
toilet



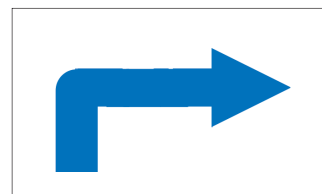
second floor



go straight



turn left



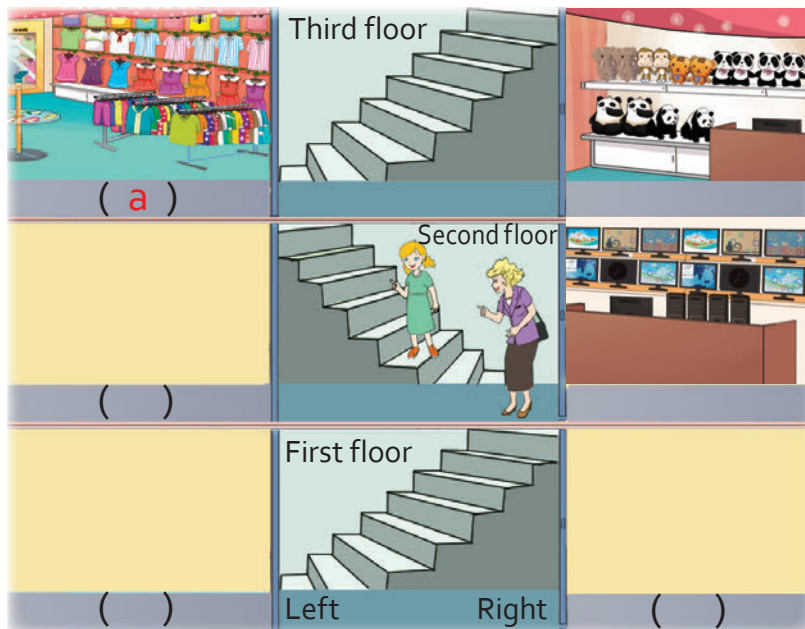
turn right

nine

9

3 Listen and write

Amy is telling a visitor about the shopping centre. Listen to the tape and complete the map.



a. Clothes shop

b. Restaurant

c. Toilet

d. Bookshop

4 Look and talk

Work in groups. Look at the map above and take turns to tell each other the way.

Excuse me. Where is the clothes shop?

- Go/Walk straight.
- Turn left/right.
- It's on the first/ second/third floor.

It's on the third floor. Turn left.

Section B

5 Listen, read and tick

Dear Ben,

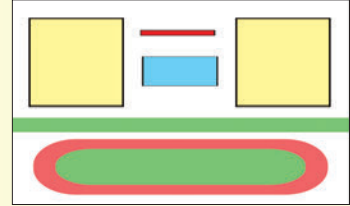
How are you?

I live close to my school. It is not far away, so I can walk there every morning.

There are many new buildings in our school. Look at this new building. The teachers' room is on the third floor. There are ten new classrooms on the second floor. There is a new music room and a new art room on the first floor.

Can you see the big playground on the school map? I often play games on it. I'm having a good time here.

Yours,
Andy



a. The school is far away.

True () False ()

b. Andy lives in China.

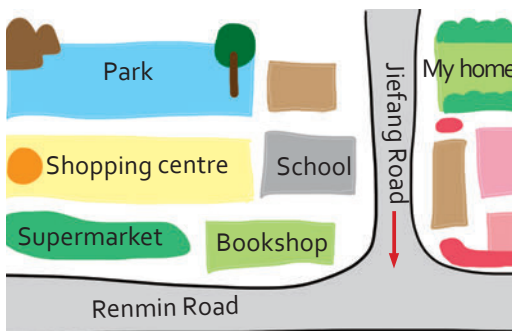
True () False ()

c. The teachers' room is on the third floor.

True () False ()

6 Pair work

Look at the map and read the dialogue. Then draw a map of your hometown, and tell your friend how to go to the supermarket.



Pupil A: Where is the supermarket?

Pupil B: Go straight on Jiefang Road.

Then turn right and you will see a big building. The supermarket is on the second floor.


7 Look and play

Work in groups.

- a. Look at the map. Put three apples in the street boxes. You can only put one apple in each street box. Don't tell the other group where you put the apples.



- b. Play with another group or the whole class. Take turns to look for the apples. You can choose a building as a START. You must move only one box at a time. The group that finds the three apples first wins!



8 Listen and chant

-t

*Let's march!
Left, left,
Left, right, left!
March straight ahead.
Left, right,
Left, right,
And halt!*



9 Things I can do

 *I can say:*

Go straight and then turn left.
The library is on the second floor.
Can you show me the way?

 *I can read and spell:*

go	close	left	second
g o	cl o se	l e ft	s e cond

 *I can listen, read, write and say:* 

building toilet second floor

go straight turn left turn right

thirteen

13

Unit 3

She has long hair.





Section A

1 Look, listen and act

Li Xiao, Zhou Lin and Amy are talking about their new friends.

Li Xiao: There is a new girl in our school. Her name is Yang Na. She is from Beijing.

Zhou Lin: What does she look like?

Li Xiao: She has long hair. I think she's cute.

Amy: There is a new boy in our school, too. His name is John. He is from England. He has short hair.

Zhou Lin: Do you think he is cute?

Amy: Haha. Yes. He has a kind face.

2 Listen and say

Pupil A: Who is he?

Pupil B: He is John. He has short hair.

Pupil A: Who is she?


Pupil B: She is Ms Li. She has long hair and a kind face.



girl




boy




hair



short/long



kind




face

③ Listen and number




Listen to the tape and write down the correct number.



④ Draw and talk

*Work in groups. Draw a face or cut out a picture of a face.
Tell the class about the face.*



Section B

5 Listen, read and tick

Hello,
My name is Sandy.
I'm a girl from Australia. I'm ten years old. I love
volleyball. This is a photo of my team.



There are six girls in my volleyball team. May has long, blonde hair. May is 160 cm. Xiaolin has long, black hair. She is from China. She is a very good player. She can jump high. Jane has short, brown hair. She can run fast. Mary has red hair. She is short but very fast. Ann has long, black hair. She is from England.

- | | | |
|---|------------|-------------|
| a. May is short. | True () | False () |
| b. The girl in the small picture is Jane. | True () | False () |
| c. Jane has long, black hair. | True () | False () |

6 Pair work

Take turns to tell each other what the girls look like.

Xiaolin has long,
black hair.



Jane has short,
brown hair.














7 Talk, write and tell

Work in groups.


a. Bring a picture of your favourite singer or actor.

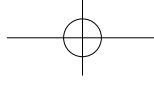


b. Write what he/she looks like. Use the words in the box.

					
tall	short	cool	black hair straight hair blonde hair		
					
cute	beautiful	thin	big	strong	

c. Tell the class about your favourite singer or actor.






8 Listen and sing

-ce

1=F $\frac{3}{4}$

5 | 1 1 1 2 | 1 7 5 | 2 2 2 3 | 4 3 3 |
Put on a happy face, put on a happy face! You
3 4 4 3 | 3 6 5 5 | 5 5 6 | 6 2 7 | 1 - - ||
look so pretty when you put on a happy face!



9 Things I can do



I can say:

What does she look like?

She has long hair.

Do you think he is cute?



I can read and spell:

face

name

boy

toy

f a ce

n a me

b oy

t oy



I can listen, read, write and say: 

girl

boy

hair

short/long kind face

nineteen

19

Unit 4

Whose toy is this?





Section A

1 Look, listen and act

Li Wei, Zhou Lin and Ms Li are tidying up their classroom.

Ms Li: OK. Let's tidy up our classroom. Look, there are so many boxes here.

Zhou Lin: What's in this box? Look, it's a toy!

Li Wei: Whose toy is this?

Zhou Lin: It's Amy's. It's hers!

Li Wei: Whose shoes are those? They are a little dirty. Are those yours?

Zhou Lin: No, these are Andy's. They're his!

Ms Li: Whose football is this?

Li Wei: It's mine! It's my ball.

Zhou Lin: Is this your toy car?

Li Wei: No, it's Andy's.

Zhou Lin: Andy again! Is this Andy's toy plane?

Ms Li: Ha-ha-ha! It's mine!

2 Listen and say

Pupil A: Whose toy ship is this?

Pupil B: It's Li Xiao's. It's his.



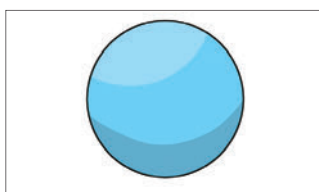
plane




ship



shoes



ball



car



dirty

twenty-one

21

③ Listen, tick and talk



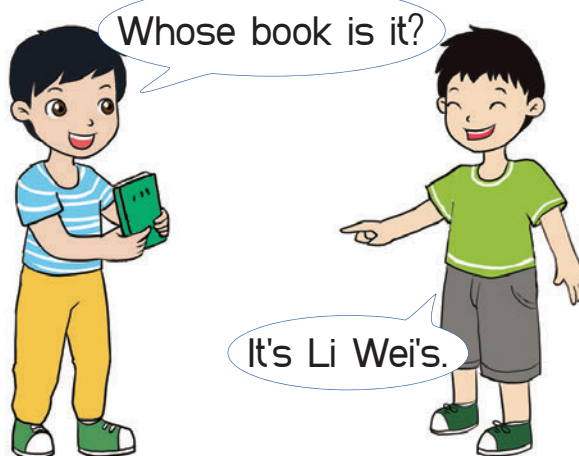
Li Wei

- (☒) book
- () shoes
- () box



Wang Li

- () dress
- () teddy bear
- () red coat



④ Write and talk

Make a list of six things. Three things should be yours, three should not be yours. Take turns to ask each other questions.

red bag

toy panda

football

blue sweater

• _____

• _____






Section B

5 Listen, write and tick

Read and tick the right answers. Write a note for Alice.

<p>Lost!</p> <p>I lost my schoolbag. I lost a red pen, an English book, and a red eraser.</p> <p>Wang Li</p>	<p>Lost!</p> <p>Please help me find my football and my shoes!</p> <p>Andy</p>
<p>Lost!</p> <p>I lost my sweater and cap. The sweater is blue and the cap is yellow.</p> <p>Li Wei</p>	<p>Lost!</p> <p>_____</p> <p>_____</p> <p>_____</p> <p>Alice</p> 

- | | | |
|--------------------------|-------------------|------------------|
| a. Whose eraser is it? | () Wang Li's | () Andy's |
| b. Whose football is it? | () Wang Li's | () Andy's |
| c. Whose cap is it? | () Andy's | () Li Wei's |

6 Pair work

Write three more things. Take turns to ask each other questions.

red eraser	football	English book	shoes
yellow cap	red pen	blue sweater	schoolbag
_____	_____	_____	_____



Whose blue sweater is this?

It's Li Wei's. It's his.



twenty-three

23

7 Talk, write and tell

Work in groups.

a. Ask each group member to bring a toy to class.

Don't show the toys to other groups.



b. Fill in the form.

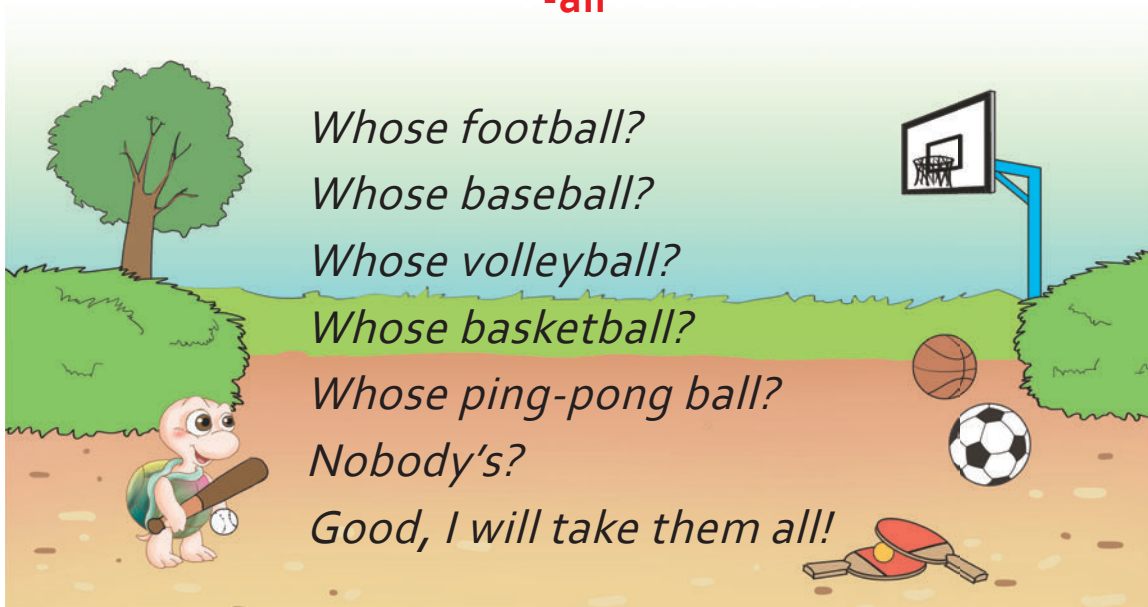
Toy	Whose toy is it?
toy car	It's Xiaolin's.

c. Put the toys in a bag. Pick one toy. Show it to the class and ask other groups to guess whose toy it is. Then pick the next toy, and so on. The group that guesses right gets one point.



8 Listen and chant

-all



9 Things I can do



I can say:

Whose toy is this?

It's yours/his/hers/mine.

They're Andy's. They're his!



I can read and spell:

ball

b all

box

b ox

car

c ar

park

p ar k



I can listen, read, write and say: 

plane

ship

shoes

ball

car

dirty

twenty-five

25

Unit 5

What do you usually do?

What do you do in the morning?

I always make my bed.
Then I do exercises.

Section A

1 Look, listen and act

Li Wei, Zhou Lin and Amy are talking about their day.

Li Wei: What do you do in the morning?

Zhou Lin: I always make my bed. Then I do exercises.

Li Wei: What do you usually do in the afternoon?

Zhou Lin: I usually study in the afternoon.

Amy: What do you do in the evening?

Zhou Lin: I usually do my homework. I sometimes wash my clothes.
What about you, Amy?

Amy: I sometimes do some housework. I usually study.

Li Wei: What do you usually do at night?

Zhou Lin: Haha! I always sleep at night!

Amy: Me, too.


2 Listen and say

Pupil A: What do you usually do in the evening?

Pupil B: I usually wash my clothes.




morning



afternoon



evening



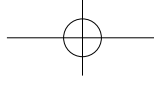
night



wash



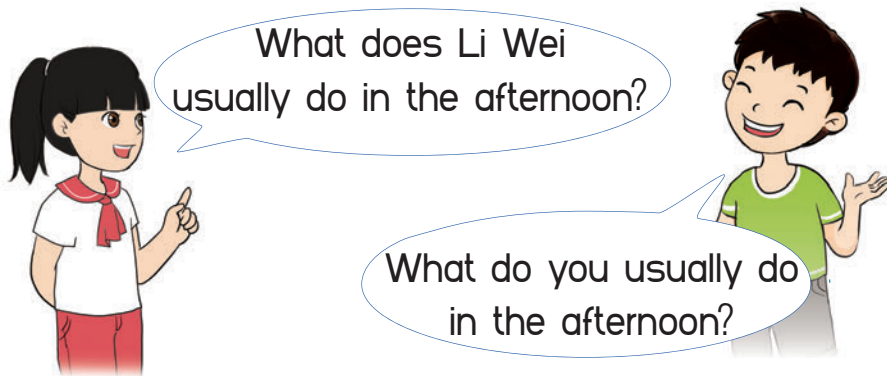
make the bed



③ Listen, tick and talk

What do they usually do in the afternoon?


 Zhou Lin	 Li Wei	You
() learn drawing	() go fishing	_____
() go swimming	() play football	_____
() sleep	() study maths	_____



④ Talk and write

Work in groups. Ask your group members the questions and write down the answers.

- What's your favourite time of the day?
- What do you usually do in the ...?



Section B

5 Listen, read and tick

Hi, Yang Na!
What do you usually do in the morning?
I usually wash my face at 7:00. I go to school at 7:30.
Do you want to go to school with me tomorrow morning?

Amy

Hello, Amy!
Sorry, I can't. I always go to school with my mum.
Do you want to play ping-pong tomorrow evening?

Yang Na

- a. When does Amy usually go to school?
() 7:00 am () 7:30 am
- b. Can Yang Na go to school with Amy?
() Yes () No
- c. When does Yang Na want to play ping-pong?
() Today () Tomorrow



6 Pair work

Write a note about your day, then tell your partner about it.

In the morning, I always make my bed
and wash my face. Then I go to school.
In the afternoon, I sometimes ...



7 Talk, write and tell

Work in groups.


- a. Ask your group members: What do you usually do in the morning, afternoon, and evening?




- b. Write the answers in the form.

Name	Morning	Afternoon	Evening
Song Mei	run		

- c. Tell the class about the form.



8 Listen and chant



9 Things I can do



I can say:

What do you usually do in the morning?

I always make my bed. Then I do exercises.

What's your favourite time of the day?



I can read and spell:

make

m ake

morning

m orning

wash

w a sh

what

wh a t



I can listen, read, write and say: 

morning

afternoon

evening

night



wash

make the bed

Review 1

Activity 1 Listen and match

Listen to the tape. Match the pictures to the persons and places.



Activity 2 Listen and number

Read the sentences. Then, listen to the tape and number the sentences.

Li Wei is in a new school. He has many new friends.

- () Yang Na has long, straight hair.
- () Zhou Lin has short hair.
- () Li Xiao has a kind face.
- () Amy has blonde hair.
- () Mr Zhao is strong.
- () Ted looks cool.



Try with your friend. Take turns to tell each other about the pictures.



Activity 3 Talk to your classmates

Tell your classmates about your school. Use the words in the box.

map	classroom	small	building	toilet	close
nice	playground	class	garden	floor	big

Example: There is a playground in my school. My classroom is on the second floor in a big building. There is a map in the classroom. There is a toilet on the second floor, too.



Activity 4 Listen and write

Listen to Zhou Lin and Mr Jones. Use the words and phrases. Write the sentences.

Mr Jones: Excuse me the library is where
_____?

Zhou Lin: Go straight turn then left and
_____.

Mr Jones: Where the music room is
_____?

Zhou Lin: It's floor the second on
_____.



Activity 5 Spell and circle

Which word doesn't sound the same?

write
right
night
list

nice
face
rice
eyes

hair
chair
ear
bear



Activity 6 Read and cross

Which word or phrase doesn't belong to the group?

left
right
straight
girl

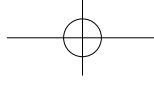
small
ball
big
long

morning
afternoon
building
evening

go straight
turn left
tidy up
turn right

morning
afternoon
night
short


wash face
long hair
make the bed
wash clothes



Activity 7 Write and tell

Tell your parents what you usually do on weekends.

In the morning	
In the afternoon	
In the evening	



Activity 8 Practise the phrases or sentences

There is a big music room!

Is the playground big?

Go straight and then turn left.

The library is on the second floor.

What does she look like?

She has long hair.

Whose toy is this?

It's yours/his/hers/mine.

What do you usually do in the morning?

I always make my bed. Then I do exercises.


Well done! Tick the box.	Activity 1	Activity 2	Activity 3	Activity 4	Activity 5	Activity 6	Activity 7	Activity 8
😊 Good								
😊 Very good								
😊 Excellent								



Asha wants to go to his grandpa's house. He looks at his map, but the camel already knows the way.



Asha puts his toys and food in the big bags.



Asha makes some signs. The signs point the way to his home. He puts his teddy bear and football to mark the way.



Asha gets to his grandpa's house. He is very happy to see his grandpa!



In the afternoon, Asha should go back. Grandpa wants to send him home by car. But Asha believes he can find the way with the signs.



On the way, a strong wind comes. Where are the signs? Can Asha's camel show him the way? Can they get home?



Culture Tips

What Do You Do on Weekends?



Hello, John!





I usually go out to learn things.
I learn singing and dancing.



Sometimes my parents and I
go to the mall. We go shopping,
see a film or visit other people.
What do you usually do on
weekends?

Dear Wang Li,
I usually spend weekends with my family and friends.



We can have a picnic in the sun.

We usually go for a walk in the
countryside.



Sometimes we go to
the beach. We swim
and sit in the sun.




thirty-seven

37

Unit 6

I often walk to school.



How do you usually go to school?

Andy

Pat

Zhou Lin

I usually go to school by bike.

Wang Li

Amy

Section A

1 Look, listen and act

Andy's school is going to buy a new bus. The bus will take students to school and take them home, too. Pat is asking the students to tick a form.

Pat: Good morning, class.

Students: Good morning, Pat.

Pat: I will give everyone a form. Please ask each other this question and tick the form. What is the question you will ask, who knows?

Andy: Me. How do you usually go to school?

Pat: Very good, Andy. Let's begin now.

Zhou Lin: How do you usually go to school, Andy?

Andy: I often walk to school. What about you?

Zhou Lin: I usually go to school by bike.

Amy: I usually go to school by car.

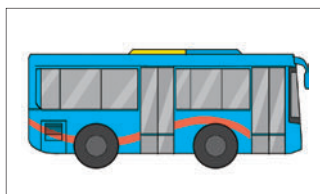
Wang Li: I often go by bus and sometimes by car.

2 Listen and say


Pupil A: How do you usually go to school?

Pupil B: I usually go to school by bus.

Pupil C: I often go to school by car. Sometimes I walk to school.



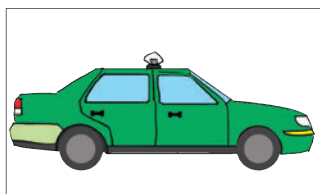
by bus




by car



by train



by taxi







by bike



walk/on foot

③ Listen, tick and match

	Li Wei		Andy		Ms Li
() usually		() by train		() walk	
() often		() by taxi		() by car	
() sometimes		() by bike		() by bus	



library



zoo



school


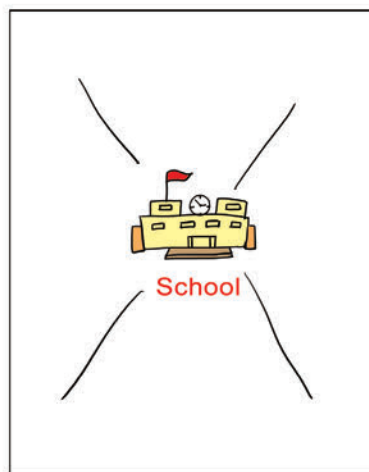


supermarket

④ Draw, write and talk

Work in groups. Ask your friends: Where do you live? How do you usually go to school? Make a diagram like this.

- Draw a line from your home to your school.
- Write down your name.
- Write how you usually go to school.





Section B

⑤ Listen, read and write



Yang Na

I usually go to school by bus.
I sometimes go to school by bike.
I want to go to school by the school bus.



Andy

I often go to school on foot.
I sometimes go to school by car.
I don't want to go to school by the school bus.



Ms Li

10 students go to school by bike.
17 students go to school by bus.
2 students go to school by car.
6 students go to school on foot.

- a. **Most** students usually go to school _____.
- b. **Many** students go to school _____.
- c. **Few** students go to school _____.

⑥ Pair work

Take turns to ask each other questions.



How many students usually go to school by bus?



17 students usually go to school by bus.

forty-one

41

7 Talk, write and tell

Work in groups.

- a. Ask the members in your group: How do you usually go to school and to the park? Then, add a third place.



- b. Write the answers in the form.

Name	To School	To the Park	
Zhang Li	on foot	by bike	

- c. Tell the class about the form.



Zhang Li usually goes to school on foot.
She usually goes to the park by bike.
She usually goes to the zoo by bus.

8 Listen and chant

-i-



*Ride, ride! Ride my bike.
Drive, drive! Drive my car.
Line, line! Draw a line!
Fine, fine! That looks fine.
Kite, kite! It's Mike's kite.
Mike, Mike! Who is Mike?*



9 Things I can do

 *I can say:*

How do you usually go to school?

I often walk to school.

I often go by bus and sometimes by car.

 *I can read and spell:*

bus

cut

by

my

b u s

c u t

b y

m y

 *I can listen, read, write and say:* 

by bus

by car

by train

by taxi

by bike

walk/on foot

Unit

7

I want to be a doctor.





Section A

1 Look, listen and act

The children are reading a book in the library. There are many pictures in it.

Li Xiao: Look at this picture. He is driving a bus.

I want to be a driver, too.

Li Wei: I want to be a policeman!

Andy: I want to be a teacher.

Li Xiao: What do you want to be, Wang Li?

Wang Li: I want to be a doctor.

Li Wei: Amy, what do you want to be?

Amy: I want to be a nurse.

Library teacher: Shh! Please be quiet.

2 Listen and say


Pupil A: What do you want to be?

Pupil B: I want to be a doctor.

Pupil C: I want to be a policeman.



fireman



doctor



nurse



policeman



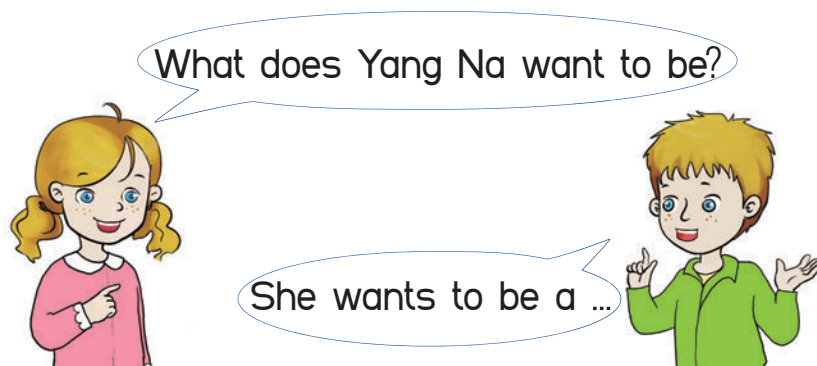
farmer



driver


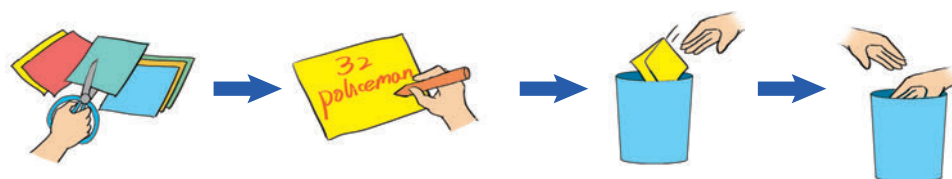
③ Listen, tick and talk

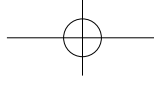
 Yang Na	 Zhou Lin	Your partner
() doctor	() farmer	_____
() teacher	() policeman	_____
() nurse	() driver	_____



④ Play the game

Choose a note and read it. What will you be?





Section B

5 Listen, read and match

Pacific Star Times

Doctor Brown finds a new way!

Some people cannot see, but now Doctor Brown can help them. He saves people. He is the best doctor in the city.

A teacher's day is very interesting!

Do you want to be a teacher? Ms Jane is a teacher in a primary school. She takes her class to a farm. It's very interesting.


Match the people and what they do.

- | | |
|------------------|-----------------------------|
| a. A doctor ... | helps students. |
| b. A teacher ... | saves people. |
| c. A driver ... | grows plants and fruits. |
| d. A farmer ... | drives a car, bus, or taxi. |

6 Group work

Take a picture from a newspaper, and tell your friends about the work of the person in the news.

- What does he/she do?
- Whose work do you like?
- What do you want to be?



7 Talk, write and tell

Work in groups.

a. What do you want to be/do? Take turns to ask each other questions.



driver



office worker



singer



policeman



doctor



teacher



factory worker



nurse



fireman



farmer

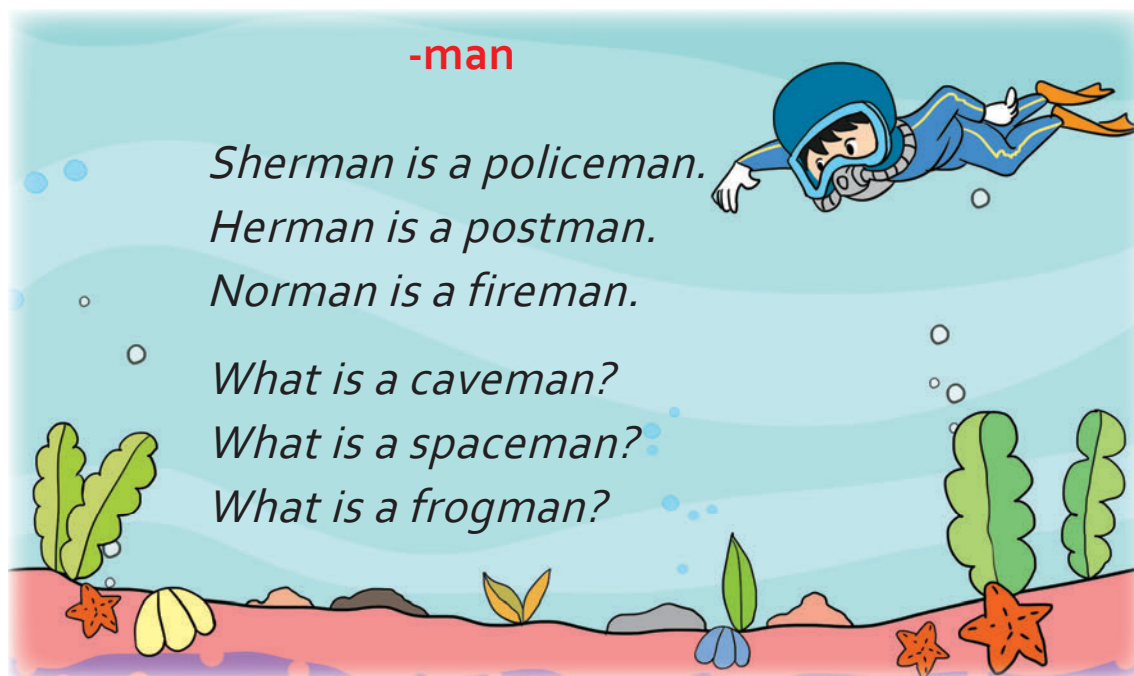
b. Write the answers in the form.

Name	What does he/she want to be?	What does he/she want to do?
Xiaolin	She wants to be a nurse.	She wants to help people when they are ill.

c. Tell the class about the form.



8 Listen and chant



9 Things I can do

 *I can say:*

What do you want to be?

I want to be a driver.

When I'm 20, I want to be a nurse.

 *I can read and spell:*

be

b e

he

h e

farmer

farm er

driver

driv er

 *I can listen, read, write and say:* 

fireman

doctor

nurse

policeman

farmer

driver

Unit 8

What does your father do?

Do you see the name?
My father works in this company.

My mum works in a hospital.

Section A

1 Look, listen and act

Wang Li and Amy are at the shopping centre. There are so many things to look at and buy.

Wang Li: Do you like this shopping centre?

Amy: Yes, I like it very much.

Wang Li: I will show you a good shop. Come here.

Amy: Oh, a bag shop. Very nice bags.

Wang Li: Look at this bag. Do you see the name? My father works in this company.

Amy: Your father works in a bag company?

Wang Li: Yes. What does your dad do?

Amy: He is a teacher. My mum works in a hospital.

Wang Li: Is she a nurse?

Amy: No, she is a doctor.

Wang Li: That's interesting! I want to be a doctor, too.


2 Listen and say

Pupil A: What does your father do?


Pupil B: He is a worker. He works in a company.

Pupil A: What does your mother do?

Pupil B: She is a nurse. She works in a hospital.



father



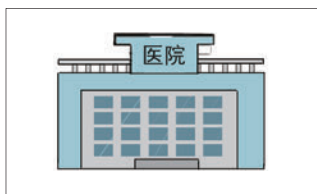
mother




parents



work



hospital



company

fifty-one

③ Listen, tick and match




Mr Zhou

- () a computer company
- () a hospital
- () a food company



Mrs Smith

- () a school
- () a supermarket
- () a milk company



④ Play the game

Play this game with two groups in the class. One group shows something and the other group says what kind of company it is.



Section B

5 Listen, read and tick

My parents work very hard. My mother works in a supermarket. She goes to work at 6:00 am and comes home at 6:00 pm. She usually goes to work by bus.




My father works in a computer company. He works far away from home. He usually goes to work by train. It takes him 1 hour and 30 minutes to go there. I love my parents!

- | | |
|--|--------------------|
| a. My mother works in a telephone company. | True () False () |
| b. My mother usually goes to work by bus. | True () False () |
| c. My father works hard. | True () False () |

6 Pair work

Take turns to tell each other about your parents.



7 Talk, write and tell

Work in groups.

- Bring to class something about your father's or mother's job. You can bring a picture of the company.
- Take turns to tell each other about your father's or mother's job.



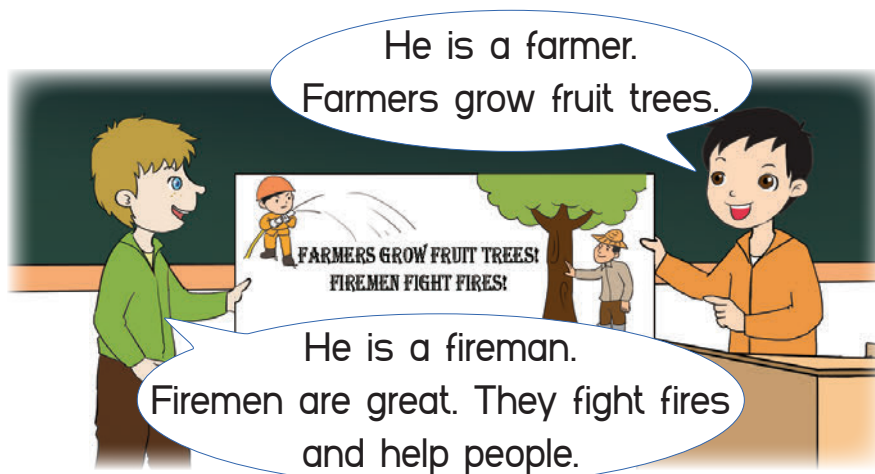
My father is an office worker.
He works in a juice company.



- Make a poster. Write about the different jobs.



- Tell the class about the poster.



8 Listen and chant



C-

*Come here, Andy.
Come when I call.
Come to the company,
Come to the mall.
Come here, Andy.
Come when I call.
Look at the computers
In the shopping mall.*



9 Things I can do



I can say:

What does your father do?

He is a worker. He works in a company.

He usually goes to work by bus.



I can read and spell:

shop

hospital

company

mother

sh o p

h o spital

c o mpany

m o ther



I can listen, read, write and say: 

father

mother

parents

work

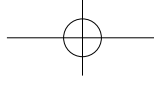
hospital

company

Unit 9

Merry Christmas!





Section A

1 Look, listen and act

Christmas is coming next week. Amy is writing a Christmas card.

Wang Li: Hi, Amy. That's a lovely card.

Amy: Yes. I'm writing a Christmas card for mum.

Wang Li: Can you tell me something about Christmas?

Amy: Christmas is a big holiday. In the evening, I always have dinner with my family. We sometimes have a party or visit friends. On Christmas morning, we open our gifts. Santa Claus puts gifts under the Christmas tree.

Wang Li: Who is Santa Claus?

Amy: Santa is a kind man and he loves children. At Christmas, he gives gifts to every boy and girl. In my home, Santa is my dad.

Wang Li: Haha. That's funny.

2 Listen and say

Pupil A: Can you tell me something about Christmas?

Pupil B: Christmas is a big holiday.



holiday



dinner



party



visit



family



Christmas

fifty-seven

57

3 Listen, write and match



Ho, ho, ho!
I put a _____ on your bed.
It is _____ and it is _____.

Merry Christmas!
Mum

Merry Christmas!
Look here, look _____.
This box is big and _____.
In the box, not a _____,
but a new _____.
Dad



football



toy animal




scarf





basketball

4 Make and talk

Make a small gift or a Christmas card for your best friend.

Dear _____ 

  From _____






Section B

5 Listen, read and make

How to Make a Christmas Tree

You will need:

- White paper – 2 pieces
- Chopsticks
- Scissors
- Coloured pencils or crayons
- Glue



a. Fold the paper.



b. Draw a Christmas tree.




d. Make some white snow on your tree.



e. Paste two trees onto a chopstick with glue.

6 Pair work

Make a Christmas tree for your class. What will you put on your tree? Tell your partner and show your class your Christmas tree.




7 Write, draw and tell

Work in groups.


a. Choose Christmas gifts for your teacher, a classmate and a famous star. Write what he/she likes, and what the gift is.

Our teacher <u>Ms Wang</u>	Classmate _____	Famous star _____
Likes: <u>music</u>	Likes: _____	Likes: _____
Gift: <u>CD</u>	Gift: _____	Gift: _____

b. Draw a picture of the gift.



c. Tell the class about the picture.



8 Listen and sing

We Wish You a Merry Christmas

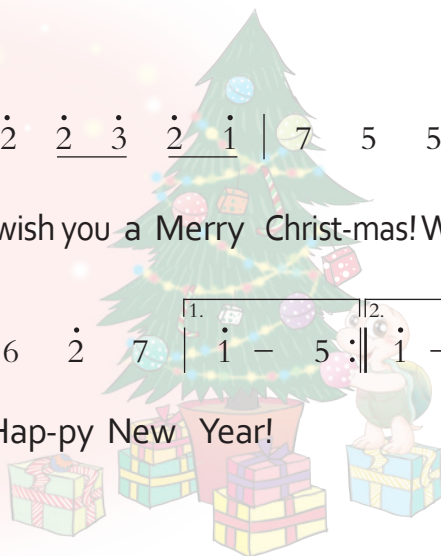
1=F $\frac{3}{4}$

5 ||: $\dot{1}$ $\dot{1}$ $\dot{2}$ $\dot{1}$ 7 | 6 6 6 | $\dot{2}$ $\dot{2}$ $\dot{3}$ $\dot{2}$ $\dot{1}$ | 7 5 5 |

We wish you a Merry Christ-mas! We wish you a Merry Christ-mas! We

$\dot{3}$ $\dot{3}$ $\dot{4}$ $\dot{3}$ $\dot{2}$ | $\dot{1}$ 6 $\underline{5}$ $\underline{5}$ | 6 $\dot{2}$ 7 | 1. $\dot{1}$ - 5 :|| $\dot{1}$ - ||

wish you a Merry Christ-mas and a Hap-py New Year!



9 Things I can do



I can say:

Merry Christmas!

I'm writing a Christmas card for mum.

Santa Claus puts gifts under the Christmas tree.



I can read and spell:

party

family

dinner

visit

part

y

famil

y

d

i

nner

v

i

sit



I can listen, read, write and say: 

holiday

dinner

party


visit

family

Christmas

Unit 10

The Spring Festival is coming!





Section A

1 Look, listen and act

The Spring Festival is here. Tonight is Chinese New Year's Eve. A TV reporter, Lily, comes to Wang Li's family.

Lily: Hello, Mr Wang. My name is Lily. I'm a TV reporter. I want to know about your Chinese New Year.

Wang Li's dad: Hello. The Spring Festival is coming. We're cooking and cleaning!

Lily: Yes. You are cleaning the windows.

Wang Li's dad: And the floor, too.

Lily: What are you doing?

Wang Li's mum: I'm making *jiaozi*.

Lily: Great! What are you doing, Grandma?

Grandma: I'm making Chinese paper-cuts. I'm cutting flowers and rabbits.

Lily: How beautiful! What is Wang Li doing?

Wang Li: I'm cooking fish. Can you smell it?

Lily: Oh, it smells very nice. Wonderful!

2 Listen and say

Pupil A: What are you doing?

Pupil B: I'm making *jiaozi*.



make



cook




cut



clean



Spring Festival



year
sixty-three

③ Listen, tick and talk



Li Wei

- () making *jiaozi*
- () playing
- () sleep
- () eat



John

- () cleaning
- () making paper-cuts
- () give gifts
- () make a Christmas tree



What are you doing for Christmas?



What do you usually do for the Spring Festival?

④ Make and talk

*Can you make Chinese paper-cuts for the Spring Festival?
Show your paper-cuts to your class and talk about them.*

I'm making a fish. Fish is good for the Spring Festival.



I'm cutting a Chinese word.
It is a good thing, too.



Section B

5 Listen, read and tick

Hello, everyone. I'm Lily, your TV reporter. Let's find out how people are getting ready for the Spring Festival.

We visit a family. Everyone is so busy. Look, Wang Li's mum is making *jiaozi* in the kitchen. Her grandma is cutting red paper. She is making flowers and rabbits in Chinese paper-cuts. Wang Li's dad is cleaning the windows. What is Wang Li doing? She is cooking fish! How nice it smells!



- | | | |
|--|----------|-----------|
| a. Wang Li's mum is making <i>jiaozi</i> . | True () | False () |
| b. Wang Li's dad is cleaning the windows. | True () | False () |
| c. Wang Li is making Chinese paper-cuts. | True () | False () |

6 Group work

You are a TV reporter. Interview your friends. Ask what they are doing for the Spring Festival.



Interview List:

- cleaning my house
- making Chinese cakes
- cooking fish
- _____
- _____


7 Write, draw and tell

Work in groups.

a. Make your own festival. Write the name of the festival and what people usually do and eat.

Name of the festival	Happy Kids Festival
What do people usually do?	give gifts to kids, sing songs
What do people usually eat?	

b. Make a poster about your festival.



c. Tell the class about the poster.



8 Listen and chant

-ing



What are you doing?

*Cut, cut, cutting,
I'm cutting paper.*



*Make, make, making,
He's making paper flowers.*



*Bake, bake, baking,
She's baking a cake.*

*Cook, cook, cooking,
You are cooking roast duck!*



9 Things I can do 😊 😊 😊



I can say:

What are you doing?

I'm making Chinese paper-cuts.

What do you usually do for the Spring Festival?



I can read and spell:

cook

cut

clean

beautiful

c

ook

c

ut

cl

ea

n

b

ea

utiful



I can listen, read, write and say: 

make

cook

cut

clean

Spring Festival

year

sixty-seven

67

Review 2

Activity 1 Listen and match



Zhou Lin's dad



Zhou Lin




Andy's mum



Andy



Wang Li



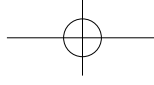
Activity 2 Listen and number

Read the sentences. Then, listen to the tape and number the sentences.

Today is December 24th. Andy and John want to send a letter to Santa.

- () John wants a new basketball.
- () Dear Santa, I want a new toy train for Christmas.
- () It is Christmas Eve.
- () Can we have our Christmas gifts tonight, please?
- () Merry Christmas! Love, Andy and John.
- () Andy's mum has a Christmas tree.
- () Andy writes to Santa.






Activity 3 Talk to your classmates

Tell your classmates about your parents' jobs. Use the words and phrases in the box.

bus train taxi hospital walk/on foot company close by
car often bike usually sometimes far away office

Example: My great mum is an office worker. She goes to work at 7:00 am. We live far away from her company. She usually goes to work by bus and sometimes by train.



Activity 4 Listen and write

Listen to the tape. Write what they want to be in the blanks. Then make the sentences.

Andy to wants be a <u>teacher</u> <u>Andy wants to be a teacher</u> like He to be his father wants _____.	policeman doctor teacher
Anne a _____ to be wants _____ She to be mother wants like her _____.	driver nurse farmer



Activity 5 Spell and circle

Which word doesn't sound the same?

year
here
where
ear

teacher
doctor
nurse
driver

cook
cut
car
city



Activity 6 Read and cross

Which word or phrase doesn't belong to the group?

father
mother
parents
policeman

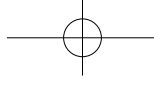
singer
driver
paper
nurse

company
factory
worker
hospital

doctor
fireman
farmer
woman

holiday
hospital
Spring Festival
Christmas

cook fish
clean the floor
play computer
make *jiaozi*



Activity 7 Look and tell

Look at the pictures and tell your parents how the kids usually go to school.



Activity 8 Practise the phrases or sentences

How do you usually go to school?

I often go by bus and sometimes by car.

What do you want to be?

I want to be a driver.

What does your father do?

He is a worker. He works in a company.

Merry Christmas!

I'm writing a Christmas card for mum.

What are you doing?

I'm making Chinese paper-cuts.

Well done! Tick the box.	Activity 1	Activity 2	Activity 3	Activity 4	Activity 5	Activity 6	Activity 7	Activity 8
😊 Good								
😊 Very good								
😊 Excellent								



Zhang San does not work. He just walks about in the streets.



Zhang San walks past a big company. He gets some new clothes and shoes.




Now, Zhang San looks clean and smart. He walks past a telephone company.



Zhang San likes the man from the computer company.



Zhang San sees another big building.



What lesson does Zhang San learn?



Dear Amy,
Christmas is coming next week. I want to know more about other festivals in your country.

Hi, Wang Li!
We love Christmas, but we also have many other festivals. I will tell you about them.


In some countries, people celebrate Easter in March or April. It is a festival to celebrate new life. Children have Easter Eggs as gifts. They are colourful eggs made from chocolate.



In the US, people celebrate Halloween in the 10th month, October. People dress up as ghosts. Children go from house to house to get candies.



In the US and Canada, people celebrate Thanksgiving. In the US, Thanksgiving is on the last Thursday in November. In Canada, it is on the second Monday of October. It is a festival to say "Thank you" for all the food we have.



All over the world, people celebrate New Year's Day, the 1st day of the 1st month, January. People get together, count the time at midnight and have parties to welcome the New Year.





Holy Night!

1=C $\frac{6}{8}$



5. 6 5 3. | 5. 6 5 3. | 2̣ 2̣. 7 7. |

Si - lent night! Ho - ly night! All is calm,



1̣ 1̣. 5 5. | 6 6 1̣. 7 6 | 5. 6 5 3 0 |

all is bright! Round you vir - gin moth - er and child!



6 6 1̣. 7 6 | 5. 6 5 3. | 2̣ 2̣ 4̣. 2̣ 7 |

Ho - ly in - fant, so ten - der and mild. Sleep in heav - en - ly



1̣. 3̣ 0 | 1̣ 5 3 5. 4 2 | 1. 1 0 ||

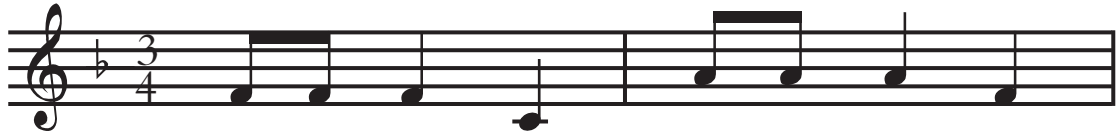
peace, sleep in heaven - ly peace.





Happy New Year

1=F $\frac{3}{4}$



1 1 1 5 | 3 3 3 1 |
Hap - py New Year, Hap - py New Year,




1 3 5 5 | 4 3 2 - |
Hap - py New Year to you all.



2 3 4 4 | 3 2 3 1 |
We are sing - ing, we are danc - ing,



1 3 2 5 | 7 2 1 - ||
Hap - py New Year to you all.




seventy-five

75

Read Aesop's Fables and Act

Golden Ax, Silver Ax and Iron Ax





A woodman dropped his ax by accident into the river. A spirit helped him. For the first time, he found a golden ax.

For the second time, the spirit found a silver ax.





For the third time, the spirit found an iron ax.



The woodman's neighbour knew what happened. He threw his iron ax on purpose into the river. The spirit helped him and found a golden ax from the river.



Honesty is the best policy.





Read Aesop's Fables and Act

The Kid and the Wolf



A big wolf was chasing a small kid.

The wolf was just about to eat the kid when the kid stopped and turned around. They looked at each other.





As the wolf was playing,
three big dogs came to
save the kid.



The wolf ran away and the
dogs chased after it. The
wolf called out to the kid.

I'm so stupid. A wolf is a wolf and not a musician.
I should have eaten you, not played a song for you.



Everyone should keep his own colours.






Hungry Giant

Use these phrases to help our Giant find food.



Oh, I'm so hungry.

- turn left/right
- go/walk straight
- go north/south/west/east



Yes! I'm full!



Fill in the Blanks with a, e, o

m _ p

fl _ _ r

police m _ n

r _ _ d

doct _ r

fath _ r

h _ ir

w _ sh

str _ ng

f _ ce

bik _

work _ r

b _ d

sh _ rt

f _ rmer

t _ ll

w _ lk

driv _ r

p _ rk

cl _ ss

m _ ther



eighty-one

81

Words and Expressions in Each Unit

Unit 1

map /mæp/	地图
music room	音乐室
nice /naɪs/	好的, 漂亮的
playground /'pleɪgraʊnd/	(学校的) 操场
class /kla:s; klæs/	班级
everyone /'evriwʌn/	每个人, 人人
many /'meni/	许多的, 多的
behind /br'haɪnd/	在……后面

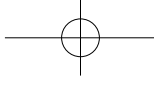
Unit 2

go straight	直行
will /wɪl/	将
then /ðen/	然后
turn left	向左转
floor /flɔ:(r)/	楼层; 地面
far away	遥远
close by	在旁边, 附近
show /ʃəʊ/	指引
way /wei/	路
toilet /'tɔɪlɪt/	厕所, 盥洗室
This way.	这边走。
turn right	向右转
visitor /'vɪzɪtə(r)/	参观者, 来客
restaurant /'restərɒŋ, -rɒnt, -rənt/	餐馆, 饭店

close /kləʊs/	近的
so /səʊ/	因此
walk /wɔ:k/	步行
often /'ɒfən, 'ɒftən, 'ɔ:-/	常常, 经常
yours /jɔ:z, jʊəz/	你的
bank /bæŋk/	银行
hotel /həʊ'tel/	旅馆, 宾馆
office /'ɒfɪs, 'ɔ:-/	办公室; 处, 所, 局

Unit 3

girl /gɜ:l/	女孩
What does she look like?	她长什么样子?
hair /heə(r)/	头发
think /θɪŋk/	认为
England /'ɪŋɡlənd/	英格兰; 英国
short /ʃɔ:t/	短的; 矮的
kind /kaɪnd/	亲切的, 和蔼的
face /feɪs/	脸; 面部表情
pink /pɪŋk/	粉红色(的)
smiling /'smaɪlɪŋ/	微笑的
pretty /'prɪti/	漂亮的
Australia /ə'streɪljə/	澳洲; 澳大利亚
volleyball /'vɒləbɔ:l/	排球
team /ti:m/	队, 组
blonde /blɒnd/	金发的



player /'pleɪə(r)/	选手
high /haɪ/	高
brown /braʊn/	棕色的，褐色的
tall /tɔ:l/	(身材)高的
straight /streɪt/	直的
thin /θɪn/	瘦的
strong /strɒŋ; strɔ:ŋ/	强壮的
singer /'sɪŋə(r)/	歌手

Unit 4

tidy up	整理，收拾
their /ðeə(r)/	他(她、它)们的
whose /hu:z/	谁的
hers /hɜ:z/	她的(所有物)
those /ðəʊz/	那些
a little	一些，一点
dirty /dɜ:tɪ/	脏的
these /ði:z/	这些
his /hɪz/	他的(所有物)
mine /maɪn/	我的(所有物)
ball /bɔ:l/	球
plane /pleɪn/	飞机
ship /ʃɪp/	海船，大船
teddy bear	玩具熊
lost /lɒst; lɔ:st/	(lose 的过去式)丢失
find /faɪnd/	寻找，找到

Unit 5

always /'ɔ:lweɪz, -wɪz/	总是，一直
make the bed	整理床铺
exercise /'eksəsaɪz/	锻炼

homework /'həʊmwɜ:k/	家庭作业
sometimes /'sʌmtaɪmz/	有时
wash /wɒʃ, wɔ:ʃ/	洗，洗涤
housework /'haʊswɜ:k/	家务劳动
night /naɪt/	夜，夜晚
learn /lɜ:n/	学，学习
go fishing	去钓鱼
with /wɪð, wɪθ/	和，跟，同
tomorrow /tə'mɒrəʊ, -'mɔ:-/	明天

Unit 6

bus /bʌs/	公共汽车
take /teɪk/	带(去)
student /'stju:dənt; 'stu:-/	学生
them /ðem/	(宾格)他们；她们；它们
ask /ɑ:sk; æsk/	要求；提问
tick /tɪk/	标记号
form /fɔ:m/	表格
each other	互相
question /'kwestʃən/	问题
begin /brɪ'gɪn/	开始
by bike/car/bus/train/taxi	骑自行车 / 坐小汽车 / 乘公共汽车 / 坐火车 / 乘出租车
on foot	步行
line /laɪn/	线；直线
most /məʊst/	大多数的，大部分的
few /fju:/	很少的；几乎没有的

Unit 7

drive /draɪv/	驾驶，开动
driver /draɪvə(r)/	驾驶员，司机

eighty-three

83

policeman /pə'li:smən/	警察
doctor /'dɒktə(r)/	医生
nurse /nɜ:s/	护士
fireman /'faɪəmən/	消防员
farmer /'fɑ:mə(r)/	农场主, 农民
cannot /'kænɒt, kə'nɒt/	无法, 不能
save /seɪv/	救
best /best/	最好的
very /'veri/	很
interesting /'ɪntrɪstɪŋ, 'ɪntər-/	有趣的
primary school	小学
grow /grəʊ/	种植, 栽种
office worker	办公室职员
factory worker	工厂工人
ill /ɪl/	有病的

Unit 8

much /mʌtʃ/	很, 非常
father /'fa:ðə(r)/	父亲
company /'kʌmpəni/	公司
hospital /'hɒspɪtəl/	医院
mother /'mʌðə(r)/	母亲
parents /'peərənts/	父母, 双亲
hard /hɑ:d/	努力地
hour /'aʊə(r)/	小时
minute /'mɪnɪt/	分钟
telephone /'telɪfəʊn/	电话
fight fires	救火

Unit 9

lovely /'lʌvli/	可爱的
eighty-four	

Christmas /'krɪsməs/	圣诞节
something /'sʌmθɪŋ/	某物(事)
holiday /'hɒlədeɪ/	假期, 假日
dinner /'dɪnə(r)/	晚餐, 主餐
family /'fæməli/	家, 家庭
party /'pɑ:ti/	聚会
Santa Claus	圣诞老人
under /'ʌndə(r)/	在……下面
every /'evri/	每一
funny /'fʌni/	滑稽的, 有趣的
Merry Christmas!	圣诞快乐!
dear /diə(r)/	亲爱的
white /hwaɪt/	白色(的)
chopstick /'tʃɒpstɪk/	筷子
fold /fəʊld/	折叠
paste /peɪst/	粘, 贴
onto /'ɒntə, 'ɒntə/	到……上
classmate /'kla:smet/	同班同学

Unit 10

Spring Festival	春节(中国传统节日)
tonight /tə'naɪt/	今晚
eve /i:v/	前夜, 前夕
reporter /rɪ'pɔ:tə(r)/	记者
cook /kʊk/	烹调, 煮, 烧
clean /kli:n/	把……弄干净
paper-cuts	剪纸
wonderful /'wʌndəfʊl/	极好的
find out	发现, 找出
get ready	准备好
busy /'bɪzi/	忙的, 繁忙的
kitchen /'kɪtʃɪn/	厨房
song /sɒŋ; sɔ:ŋ/	歌, 歌曲



Vocabulary

A

a little	一些，一点	U-4
always	总是，一直	U-5
ask	要求；提问	U-6
Australia	澳洲；澳大利亚	U-3

B

ball	球	U-4
bank	银行	U-2
begin	开始	U-6
behind	在……后面	U-1
best	最好的	U-7
blonde	金发的	U-3
brown	棕色的，褐色的	U-3
bus	公共汽车	U-6
busy	忙的，繁忙的	U-10
by bike/car/bus/train/taxi	骑自行车 / 坐小汽车 / 乘公共汽车 / 坐火车 / 乘出租车	U-6

C

cannot	无法，不能	U-7
chopstick	筷子	U-9
Christmas	圣诞节	U-9
class	班级	U-1
classmate	同班同学	U-9
clean	把……弄干净	U-10
close by	在旁边，附近	U-2

close	近的	U-2
company	公司	U-8
cook	烹调，煮，烧	U-10

D

dear	亲爱的	U-9
dinner	晚餐，主餐	U-9
dirty	脏的	U-4
doctor	医生	U-7
drive	驾驶，开动	U-7
driver	驾驶员，司机	U-7

E

each other	互相	U-6
England	英格兰；英国	U-3
eve	前夜，前夕	U-10
every	每一	U-9
everyone	每个人，人人	U-1
exercise	锻炼	U-5

F

face	脸；面部表情	U-3
factory worker	工厂工人	U-7
family	家，家庭	U-9
far away	遥远	U-2
farmer	农场主，农民	U-7
father	父亲	U-8
few	很少的；几乎没有的	U-6



fight fires 救火	U-8
find out 发现, 找出	U-10
find 寻找; 找到	U-4
fireman 消防员	U-7
floor 楼层; 地面	U-2
fold 折叠	U-9
form 表格	U-6
funny 滑稽的, 有趣的	U-9

G

get ready 准备好	U-10
girl 女孩	U-3
go fishing 去钓鱼	U-5
go straight 直行	U-2
grow 种植, 栽种	U-7

H

hair 头发	U-3
hard 努力地	U-8
hers 她的(所有物)	U-4
high 高	U-3
his 他的(所有物)	U-4
holiday 假期, 假日	U-9
homework 家庭作业	U-5
hospital 医院	U-8
hotel 旅馆, 宾馆	U-2
hour 小时	U-8
housework 家务劳动	U-5

I

ill 有病的	U-7
interesting 有趣的	U-7

K

kind 亲切的, 和蔼的	U-3
kitchen 厨房	U-10

L

learn 学, 学习	U-5
line 线; 直线	U-6
lost (lose 的过去式) 丢失	U-4
lovely 可爱的	U-9

M

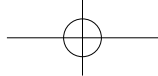
map 地图	U-1
make the bed 整理床铺	U-5
many 许多的, 多的	U-1
Merry Christmas! 圣诞快乐!	U-9
mine 我的(所有物)	U-4
minute 分钟	U-8
most 大多数的, 大部分的	U-6
mother 母亲	U-8
much 很, 非常	U-8
music room 音乐室	U-1

N

nice 好的, 漂亮的	U-1
night 夜, 夜晚	U-5
nurse 护士	U-7

O

office worker 办公室职员	U-7
office 办公室; 处, 所, 局	U-2
often 常常, 经常	U-2



on foot 步行
onto 到……上

U-6
U-9

P

paper-cuts 剪纸
parents 父母, 双亲
party 聚会
paste 粘, 贴
pink 粉红色(的)
plane 飞机
player 选手
playground (学校的)操场
policeman 警察
pretty 漂亮的
primary school 小学

U-10
U-8
U-9
U-9
U-3
U-4
U-3
U-1
U-7
U-3
U-7

Q

question 问题

U-6

R

reporter 记者
restaurant 餐馆, 饭店

U-10
U-2

S

Santa Claus 圣诞老人
save 救
ship 海船, 大船
short 短的; 矮的
show 指引
singer 歌手

U-9
U-7
U-4
U-3
U-2
U-3

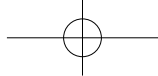
smiling 微笑的
so 因此
something 某物(事)
sometimes 有时
song 歌, 歌曲
Spring Festival
春节(中国传统节日)
straight 直的
strong 强壮的
student 学生

U-3
U-2
U-9
U-5
U-10
U-10
U-3
U-3
U-6

T

take 带(去)
tall (身材)高的
team 队, 组
teddy bear 玩具熊
telephone 电话
their 他(她、它)们的
them
(宾格)他们; 她们; 它们
then 然后
these 这些
thin 瘦的
think 认为
This way. 这边走。
those 那些
tick 标记号
tidy up 整理, 收拾
toilet 厕所, 盥洗室
tomorrow 明天
tonight 今晚
turn left 向左转
turn right 向右转

U-6
U-3
U-3
U-4
U-8
U-4
U-6
U-2
U-4
U-3
U-3
U-2
U-4
U-6
U-4
U-2
U-5
U-10
U-2
U-2



U

under 在……下面 U-9

V

very 很 U-7

visitor 参观者, 来客 U-2

volleyball 排球 U-3

W

walk 步行 U-2

wash 洗, 洗涤 U-5

way 路 U-2

What does she look like?
她长什么样子? U-3

white 白色(的) U-9

whose 谁的 U-4

will 将 U-2







with 和, 跟, 同 U-5

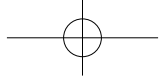
wonderful 极好的 U-10

Y


yours 你的 U-2

夏季奥运会项目 (部分)

<p>Aquatics 水上项目</p> 	<p>Diving 跳水</p> <p>Swimming 游泳</p> <p>Synchronized swimming 花样游泳</p> <p>Water polo 水球</p>	<p>Cycling 自行车</p> 	<p>Road/Track 公路赛/场地赛</p> <p>Mountain bike 山地赛</p> <p>BMX (Bicycle motocross) 小轮车</p>
<p>Athletics 田径</p> 	<p>Track events 径赛</p> <p>Field events 田赛</p> <p>Road events 公路跑</p> <p>Combined events 全能赛</p>	<p>Equestrian 马术</p> 	<p>Dressage 盛装舞步</p> <p>Eventing 三项赛</p> <p>Jumping 场地障碍</p>
<p>Canoeing/Kayak 皮划艇</p> 	<p>Flatwater 静水</p> <p>Slalom 激流回旋</p>	<p>Gymnastics 体操</p> 	<p>Artistic gymnastics 体操</p> <p>Rhythmic gymnastics 艺术体操</p> <p>Trampoline 蹦床</p>

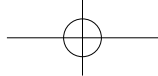


Festivals

Festival	Country	Date	Typical Activities
New Year's Day 元旦	All over the world	January first	
Spring Festival 春节	China	The first day of the first lunar month	
Lantern Festival 元宵节	China	The fifteenth day of the first lunar month	
Arbor Day/ Tree-planting Day 植树节	All over the world	March twelfth (China)	
May Day 国际劳动节	Most countries in the world	May first (China)	
Mother's Day 母亲节	All over the world	The second Sunday in May (China)	
International Children's Day 国际儿童节	All over the world	June first (China)	



Festival	Country	Date	Typical Activities
Father's Day 父亲节	All over the world	The third Sunday in June (China)	
Dragon Boat Festival 端午节	China	The fifth day of the fifth lunar month	
Mid-autumn Festival 中秋节	China	The fifteenth day of the eighth lunar month	
Double Ninth Festival 重阳节	China	The ninth day of the ninth lunar month	
The National Day of the People's Republic of China (中国) 国庆节	China	October first	
Thanksgiving Day 感恩节	Canada US	The second Monday in October (Canada) The fourth Thursday in November (US)	
Christmas 圣诞节	Most countries in the world	December twenty-fifth	



一般现在时

基本概念

一般现在时主要表示经常发生的动作或存在的状态。谓语动词形式为动词原形，当主语是第三人称单数时，要用动词的第三人称单数形式。



基本形式

★ be 动词的一般现在时：

主语 + be(am/is/are) + 其他，如：

I **am** ten years old. She **is** a pupil.

They **are** at school.

★ 实义动词的一般现在时：

主语 + 动词原形 / 动词的第三人称单数形式 + 其他，如：

I often **play** basketball.

She **likes** cats and dogs.

Amy **gets** up at 7:00 am every day.

艾米每天早晨 7 点起床。

We usually **go** to school by bus.

我们通常坐公共汽车上学。

They **play** football on Sundays.

他们周日踢足球。

★ 表示客观事实或真理，如：

Beijing **lies** in the north of China.

北京位于中国北方。

The earth **is** round. 地球是圆的。

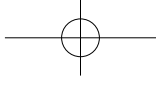
★ 用在格言或谚语中，如：

Pride **goes** before a fall. 骄者必败。

A friend in need **is** a friend indeed.
患难见真情。

基本用法

★ 表示经常性、习惯性的动作或存在的状态，常与 always, often, usually, sometimes, seldom, never, everyday 等连用，如：



后 记

随着课程改革的进行，中小学教材呈现多样化，教材的功能定位也逐渐由规范教学转向服务教学。小学英语教材则注重设计与编排的丰富性和本土化，着重提高实际运用语言的能力，并有意为师生发展提供自主和创造的空间。

我们根据教育部义务教育课程改革的指导思想，在全面总结教科书使用情况的基础上，立足国内小学英语教学一线的实际需求，以教育部 2011 年制定的《义务教育英语课程标准》为依据，遵循英语教学和儿童身心发展的双重规律，吸收课程改革及英语教育研究的最新成果，由中国专家主持，中外专家共同参与，修订了这套以三年级为起点的英语教科书，力求符合四个基本要求：第一，符合国家政策法规；第二，符合国家课程标准；第三，符合学生的发展需求；第四，符合各地的教改实际。

本套教科书旨在激发学生学习英语的兴趣，培养学习英语的积极态度，使他们初步建立学习英语的自信心；培养自主学习能力和合作精神，使他们形成一定的语感和良好的语音、语调、书写基础及良好的学习习惯，初步形成用英语交流的能力；同时，注重培养观察、记忆、思维、想象和创造能力，通过中西方文化比较，培养爱国主义精神，增强全球化意识，拓展国际视野，为他们终身学习和发展奠定良好的基础。

本套教科书由秦秀白教授担任主编，组成了有外籍英语教科书编写专家 Nils Olov Fors 参加的教科书编委会，聘请了英语教育领域的资深专家担任编写顾问和审稿统筹；王丹、王佳、王伟静、王金洲、王振华、任晓庆、师学辉、张瑜、张艺琼、张淑平、荣光、贺智敏、徐沛、钱锋、黄永华、董奎兴和穆海迪等，在本套教科书的内容呈现、版式设计、插图绘制、排版制作和编辑加工、结构优化过程中，积极努力，精益求精，付出了极大心智；此外，来自湖南、河南和山东教学一线的陈晓华、吴盛梅、李欢等老师，对教科书内容的适应性提出了宝贵建议。在此一并鸣谢！

由于时间仓促、编者和编辑的水平有限，教科书难免有不足之处，如果您有什么建议和想法，请通过版权页上的联系方式及时与我们联系，我们一定博采众长、尽力完善教科书，并努力做好教科书后续服务工作。

小学英语教科书编委会