

YINGYU

英语

四年级 上册




义务教育教科书

英语

ENGLISH

(三年级起点)

四年级 上册



义务教育教科书

英语

(三年级起点)

四年级 上册

重庆大学出版社



绿色印刷产品



物流码



定价：5.25元

批准文号：渝发改价格[2020]886号 举报电话：12315




重庆大学出版社

This Book Belongs to:

自

画

像



Name _____

No. _____

Class _____

School _____

义务教育教科书

英语

(三年级起点)

四年级 上册

主 编 刘莉丽

副主编 陈春晖 刘寅齐

编 者 (按姓氏笔画排列)

刘莉丽 刘寅齐 陈春晖

黄 宇 龚志维

绘 画 赵 静

音 乐 杨胜松

重庆大学出版社

英 语
四年级 上册
(三年级起点)

主 编 刘莉丽

责任编辑: 陈 亮 版式设计: 牟 妮

责任校对: 王 倩 责任印制: 赵 晟

*

重庆大学出版社出版发行

出版人: 饶帮华

社址: 重庆市沙坪坝区大学城西路21号

邮编: 401331

电话: (023) 88617190 88617185 (中小学)

传真: (023) 88617186 88617166

网址: <http://www.cqup.com.cn>

邮箱: fxk@cqup.com.cn (营销中心)

全国新华书店经销

重庆升光电力印务有限公司印刷

*

开本: 787mm × 1092mm 1/16 印张: 5.5 字数: 87千

2002年8月第1版 2013年7月第3版 2020年7月第32次印刷

ISBN 978-7-5624-7549-1 定价: 5.25元

本书如有印刷、装订等质量问题, 本社负责调换

版权所有, 请勿擅自翻印和用本书
制作各类出版物及配套用书, 违者必究

致我的 朋友

朋友们，我们又见面了。让我们拉拉手，轻轻地说一声：“你好！”我将再次牵着你的手，跟你一起走进英语学习的大门，去向小鸟学习唱歌，去跟蓝天白云对话，去了解一片迷人的新天地，去结识更多的新朋友。

我们将进入一个美好、神奇的儿童乐园。在这里，我们会融入种种奇妙的情景中，学唱英语歌和英语童谣，学做游戏和画画，还要演一些简单的英语小品，参加一些英语比赛。在这些活动中，你会自然地、愉快地学会说英语，并记住许多英语单词。

你会发现，英语课是你最喜欢的课程。你就是课堂的小主人。老师和同学一样，是一个平等的对话者。我敢肯定，你还会不时地拿起教鞭，神气十足地当起小老师。

你的英语说得那么棒，你的英语歌唱得那么美，你的出色表现，一定会得到老师的鼓励，同学们的赞美。在逐步提高英语听说能力的同时，你的英语读写能力也会得到初步的发展，从而为进一步的学习打好基础。那时候，你就能用英语跟“老外”交谈，用英语在超市购物，你还能用英语给外国小朋友写信，让他们和你一起分享成功和快乐吧！

当然，在学习中也你会遇到困难。但不要忘了，还有我这个朋友哦！我向你保证，我会永远帮助你、支持你。我们会永远在一起体验快乐，迸发热情，增长知识，健康成长。

嗨！你准备好了吗？

让我们开始吧！





look, find



listen



say, talk, chant, read, spell



**number, draw, link, match, tick,
write, fill in, choose**



practise, act, do, play, make



sing



cultural clips



point



count



circle



colour

Contents

	Page
Unit 1 How Many New Books Do You Have?	1
Unit 2 He Has a Funny Face	11
Unit 3 Wash Your Hands First	21
Review 1	31
Unit 4 Where Is Lucy From?	36
Unit 5 Those Are Pandas	46
Unit 6 It's Time for PE Class	56
Review 2	66
Words in Each Unit	71
Word List	73
Children's Garden	76



Our Friends



Mr. White



Hao Tian



Du Xiaomao



Lucy



Miss Liu



Stanley



Gao Wendi



Lu Hua



Rex








Max



How Many New Books Do You Have?

Lesson 1

1. Look, listen and say




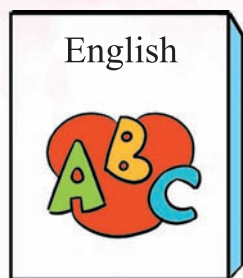


How many new books do you have?

We have six new books.




2. Listen and colour



3. Let's practise



How many new books do you have?



One, two, three, ... we have nine new books.

Guess, what book?

No, it isn't.

Yes, it is. It's an English book.



A Chinese book?

An English book?



4. Listen, chant and act



One book, two books,
Three books, four,
Five books, six books,
Seven books, more,
How many *English* books do you have?
2, 4, 6, 8, 10, we have ten *English* books.



Come on! Try to make new chants with Chinese, music and art...

(来吧! 试试自己编新儿歌。)

5. Listen and do



Take out your books, please.



All right.



Open your English books and read.



Open your Chinese books and write.





Open your art books and draw.



Open your music books and sing.



Lesson 2

1. Look, listen and say



∴ A maths book, a Chinese book, two story books... I have ten new books.

2. Listen and number



3. Let's practise



I have five story books.



I have four.



So, how many story books do you have?



Yes. We have nine story books.


Five and four... that's nine.




Well done, boys.

4. Let's play a game

Read the pictures and remember them.



English books, Chinese books, art books...



Number 1?


Number 2?

English books.


...


5. Let's find

A Maze of Letters




A	B	C	D	E		d	c	b	a
					F				
J	I		H	G		e	f	g	h
					m				
K	L	M	N	O	P				
q	p	o	n		Q	V	W		
					R	U	X		
r	s	t	u		S	T	Y		Z
z	y	x	w	v					





Science



Music

Lesson 3

1. Listen, circle and say



What		How many		
		twelve		fifteen
		fourteen	twelve	thirteen
		eleven	thirteen	fifteen
		six	nine	ten
		ten	thirteen	eleven
		fourteen	fifteen	eight

What books do you have?

Art books.



How many Chinese books do you have?

How many?

Seven.



...

2. Listen, circle and read



1) BC

AD

PC

2) HK

UK

UN

3) MBA

WTO

NBA

4) PRC

RMB

PLA

5) FIFA

CAAC

IAAF

3. Talk with your friends



I have a new book.


What book? Is it an English book?

Is it an art book?

Yes,...



No,...



How many story books do you have?

...



I like music. What do you like?

English	8:30
Maths	9:25
Music	10:20
:	:

I like...

4. Read, write and match

English

art

music

science






Chinese

book

an English book

art

a music

5. Cultural clips

Things about School

school

bag

master

girl

boy

yard







School and bag?



It's a schoolbag.



Story corner



Listen and enjoy the story



Try to act out the story with your friends



Unit 2


He Has a Funny Face

Lesson 1

1. Look, listen and say



Boys and girls, can you talk about Joker?



Good! Go on.

Good work!

Let me try. Joker has a red nose.

He has yellow hair.

He has blue eyes.



face



eye



nose



ear



mouth



hair

Can you talk about Lu Hua?



Yes. She has black hair.

2. Listen and colour



3. Let's practise



Can you talk about your English teacher?

Go on!



Yes. He has brown hair.

And he has blue eyes.



Can you talk about your friend?

Good! Who is this girl?



Let me try. She has black hair.



She has black eyes.



She's Du Xiaomao.

4. Listen and sing



Joker Has a Funny Face

$\overset{1=F}{3} \quad \overset{2/4}{2}$	$\overset{1}{1} \overset{2}{2} \quad 2$		$\overset{3}{3} \quad \overset{3}{3}$	3		$\overset{2}{2} \quad \overset{2}{2}$	2		$\overset{3}{3} \quad \overset{5}{5}$	5	
Joker	has a		funny	face,		funny	face,		funny	face.	
Joker	has a		red	nose,		red	nose,		red	nose.	

$\overset{3}{3} \quad \overset{2}{2}$	$\overset{1}{1} \overset{2}{2} \quad 2$		$\overset{3}{3} \quad \overset{3}{3}$	3		$\overset{2}{2} \quad \overset{2}{2} \quad \overset{2}{2}$	$\overset{3}{3} \quad \overset{2}{2}$		1 -	
Joker	has a		funny	face,		to	make		the boys	laugh.
Joker	has a		red	nose,		to	make		the girls	laugh.

Come on! Try to make new songs with *yellow hair*, *white mouth*...

(来吧! 试试自己编新歌。)

5. Listen and do



1, 2, 3, touch your nose.



1, 2, 3, touch your mouth.



1, 2, 3, pull your hair.



1, 2, 3, pull your ears.



1, 2, 3, open your eyes.



1, 2, 3, close your eyes.

Lesson 2

1. Look, listen and say



big



small



long



short



∴ Good work! Go on.

· Listen! It has a big nose. Guess, who is it?

∴ It's Ms. Pig.

∴ It has big eyes and long ears. Who is it?



∴ Mm... it's Ms. Rabbit.

∴ No! I'm not Ms. Rabbit. I'm Mr. Rabbit!

∴ Oh, I'm sorry.




2. Listen and draw



3. Let's practise



Mr. Rabbit has a small nose.




He has a big mouth.

And big eyes.



Ms. Horse has long hair.



She has short ears.


And a big mouth.



4. Let's play



Lu Hua, draw a nose.
It's a big nose.



All right.

5. Let's have a competition



A Write the small letter under the big one

Q	W	E	R	T	Y	U	I	O	P
()	()	()	(<i>r</i>)	()	()	()	()	()	()

A	S	D	F	G	H	J	K	L
(<i>a</i>)	()	()	()	()	()	()	()	()

Z	X	C	V	B	N	M
()	()	()	()	()	()	(<i>m</i>)

B Look and spell



head



Time: _____



Lesson 3

1. Listen, circle and say



1



2



3



4



5



6



Can you talk
about the cat?



Let me try. The
cat has a...



It has...

Look at this girl.

She has...

She has...



2. Listen, circle and read



1) A.M.

P.M.

FM

2) IQ

EQ

ID

3) SOS

ATM

VIP

4) EMS

KFC

XXL

5) BLOG

CETV

NATO


3. Talk with your friends



Draw your picture.



Put it in the box.



Take out a picture.

It's a boy. He has big black eyes and short brown hair. Who's he?



He's...

He's...




4. Read, write and match



nose eye ear mouth

This is my _____.



This is _____.



This _____.



_____.



5. Cultural clips



Mr. and Mrs. Green

How do I call
your father?

His name is Tom Green.
Call him Mr. Green.

And your mother?

Mrs. Green.

Thank you.

Story corner



Listen and enjoy the story



Try to act out the story with your friends



Unit 3

Wash Your Hands First

Lesson 1

1. Look, listen and say



· Grandma, may I have a pear?

: Sure. Are your hands clean?



∴ Yes, they are.

∴ Show me your hands.

∴ Oh, dirty hands! Go and wash your hands.

∴ Err...

∴ All right, Grandma.

Are your hands clean, Rex?



No, they aren't.



hand



arm



foot



leg




body



head

2. Listen and number



3. Let's practise



Are your hands
clean, Hao Tian?

Yes, they are.



Good!

Are your hands
clean?

Go and wash
your hands.



No, they aren't.



All right.

4. Listen, sing and act



Doing Morning Exercises

1=D 4/4

5 One,	3 two,	<u>3 2</u> three,	1 four,	<u>3 1</u> put your	<u>3 4</u> hands	5 - up.
<u>6 6</u> Five,	<u>5 6</u> six,	<u>5 4</u> seven,	3 eight,	<u>5 1</u> put your	<u>2 3</u> hands	2 0 down.
5 One,	3 two,	<u>3 2</u> three,	1 four,	<u>3 1</u> jump,	<u>3 5</u> jump	6 - high.
<u>1 1</u> One,	<u>6 6</u> two,	5 three,	<u>3 3</u> four,	5 five,	<u>5 4</u> six,	<u>3 2</u> seven,
						1 - eight.

Come on! Try to make new songs with *shrug your shoulders*, *stamp your foot*... (来吧! 试试自己编新歌。)




5. Look and circle



My name is Thin Sam. I have a small head.
My **arms** / **legs** are long. My **hands** / **feet**
are big. Do you like me?

Hi, I'm Fat Tom. I have a big head. I
have short **legs** / **arms**. My **nose** / **body**
is big. My **feet** / **hands** are big, too. Do
you like me?



Lesson 2

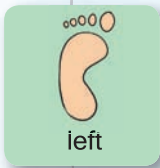
1. Look, listen and say



clean




dirty



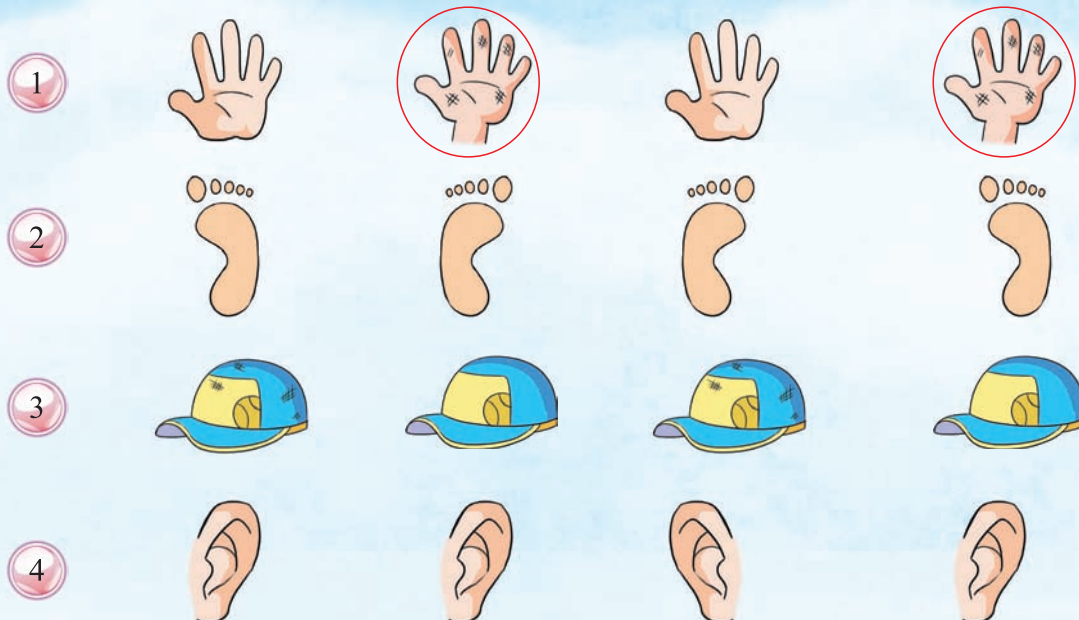
left



right



2. Listen and circle



3. Let's practise



What's wrong, little boy?

My arm hurts.

Which arm?

The left one.

Pass me that book, please.

Sorry, my hands are dirty.

Take off the dirty shirt. Put on the clean one.

All right, Mum.




4. Fill in the blanks and say


One frog has one mouth,
Two eyes and four legs.
Jump into the water, splash!



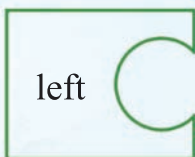

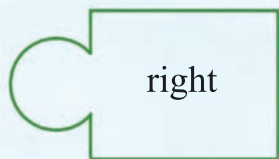
Two frogs have _____ mouths,
_____ eyes and _____ legs.
Jump into the water, splash! _____!



Three frogs have _____ mouths,
_____ eyes and _____ legs.
Jump into the water, splash! _____! _____!



5. Match and colour




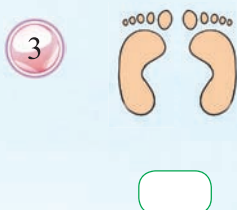



Time: _____



Lesson 3

1. Listen, tick and say



2. Listen, circle and read



1) MV

CD

WC

2) ET

CM

MM

3) DVD

VCD

ATM

4) BBC

USA

VOA

5) NASA

APEC

OPEC

3. Talk with your friends



Doctor, my leg hurts.



Which leg?

Look at his...

Oh, how dirty!



...

Go and wash your face.

Guess, left or right?



4. Look, read and write



hand foot arm leg



Ouch! My right _____ hurts.



Please show me your _____.



Wash your _____, please.

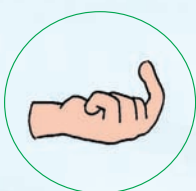


Look! I have long _____.

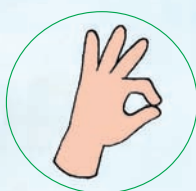
5. Cultural clips



Gestures



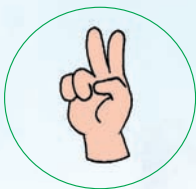
Come here.



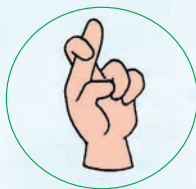
OK.



Good.



Victory!



Good luck!



Bad.

Story corner



Listen and enjoy the story




Kick the ball, Stanley.



Ouch, my arm!

I'm very sorry.



Are you all right?

No, I'm not. My arm hurts.




What's wrong, boys?

Hello, Doctor!


Let's see the doctor.

My arm hurts.



Which arm, left or right?

Right.



Raise your right arm.

Sorry, I can't.


Oh, I'm sorry, too.



Try to act out the story with your friends

Review 1

1. Listen, choose and colour





Which is my picture?

A B C _____

2. Read and write



	eyes	ears	mouth	arms	face
	small				
	big				

Ape has small eyes and short ears. He has a big mouth and long arms.
Look at his face! How dirty!

Bonnie has big eyes and long ears. She has a small mouth and short arms.
Look at her face! How clean!

Now, count your flowers and colour them.



3. Count and write



1) twelve story books

3) nine _____

5) eleven _____

7) seven _____

2) fourteen _____

4) fifteen _____

6) eight _____

8) thirteen _____

Now, count your flowers and colour them.



4. Read and circle



1



I play football with
my **arms** / **feet** .

2



I listen to music with
my **eyes** / **ears** .

3



I eat the cake with
my **mouth** / **nose** .

4



I smell the flower
with my **hair** / **nose** .

5



I play basketball with
my **hands** / **legs** .

6



I read the book with
my **head** / **eyes** .

5. Listen and do



Right hand up.



Right hand down.



Left hand up.



Left hand down.



Left foot out.



Left foot in.



Right foot out.



Right foot in.



Two feet in.



Two feet out.



Two feet in and out.

Now, count your flowers and colour them.



6. Let's play with picture codes



Five	Apple	Crayon	Egg
face	What's it?		
B D I H K T S U R V		P G M N O J Y L Q X W Z	

		What's it?	
B D E F K T S U C V		P G M N O J Y L Q X W Z	

		What's it?		
B D K E S I C R		P G A N F J Y L Q X V W Z		

		What's it?		
B D K E T O H R		P G A N F J Y L Q X V W Z		

		What's it?				
B D K O M T R V		P G A U F J Y L Q X W Z				







		What's it?				
B D K H U O M R		P G A T F J Y L Q X V W Z				

Now, count your flowers and colour them.



Self-assessment

I can do these in English (√)

	5分	3分	2分
我能说唱学过的歌谣、歌曲。	3首	2首	1首
我能说出一些书本的英文名称。	6~8个	3~5个	1~2个
我能认读、书写英文单词和词组。	12~15个	8~11个	5~7个
我能对他人作简单的描述。	3~4句	2句	1句
我能借助图片听懂和朗读小对话。	5~6个	3~4个	1~2个
我能和同学一块儿表演小故事。	3个	2个	1个
25~30分 =    18~24分 =   12~17分 = 			





Where Is Lucy From?

Lesson 1

1. Look, listen and say




USA



UK



China




Canada



Australia

· Do you know that girl, Lu Hua?

: Yes. Her name is Lucy. She's a new pupil.



∴ Where is she from?

∴ She's from the USA. She's in our class.

∴ Great! Let's go and say hello to our new friend.

∴ Good idea! Let's go.



Where are you from, Rex?



I'm from China.

2. Listen and circle



1				
2				
3				
4				
5				

3. Let's practise



What's your name?
Where are you from?



My name's Lucy.
I'm from the USA.



Who's that man?



Where is he from?



He's Mr. White. He's
our English teacher.



He's from Canada.

4. Listen and chant



USA, USA, USA,

Where are you from?

Where are you from?

I am from the USA.



Come on! Try to make new chants with *China*, *Canada* and *Australia*...

(来吧! 试试自己编新儿歌。)

5. Let's act



Hello! My name is Gao Wendi. What's your name?

My name is May. Nice to meet you.



...



Where are you from?

Welcome to China.

I'm from...



Thanks.

That's our English teacher, Mr. White.

He's from Canada.



...


Lesson 2

1. Look, listen and say



· Dad, I have a new friend.
He's from the UK.

: Good. What's his name?



∴ His name is Stanley.

∴ Can he speak Chinese?

∴ Yes, he can. He can speak Chinese.

∴ And you can speak Chinese, too.



speak



sing



dance



draw

2. Listen and circle



3. Let's practise



What's his name?

His name is Li Tong.

What's her name?

Her name is Su Yan.



Can you dance, Max?

Yes, I can. Look!

Can you draw pictures, Max?

No, I can't.



4. Look, match and say



My name is Stanley.
I'm from the UK.



He's from Canada.
She's from the USA.



You're from
Australia.



They're from
Sichuan, China.



5. Let's play



	1	2	3	4	5
	<p>My name is...</p>	<p>Move to 4.</p>			<p>Move back to 3.</p>
					6
12	11	10	9	8	7
	<p>Move to 12.</p>			<p>Move back to 6.</p>	

I can...

I can't...

Lesson 3

1. Listen, circle and say



Name	Age		Country		Do
	11	14			draw sing
	9	12			speak play
	13	15			play dance
	8	10			speak sing
	6	7			dance draw

Hi! My name is Mike. I'm... years old. I'm from... I can...



My name's Su Yan. I'm... years old. I'm from... I can...

His name is Tom.


What's his name?

How old is he?

Where is he from?


He's...

...



2. Listen, spell and draw



1) f g <u>pencil</u> d o g h		2) g a f o o t b a l l y	
3) p u v g r a p e z m y		4) w k r a b b i t h m o	
5) h y d o r a n g e s q		6) b r y o p l a n e z e	
7) i b w c r a y o n a j		8) y l e m o n s j e w f	

3. Talk with your friends



What's his name?

...



Where is he from?

...



Can you draw pandas?

...



Let's sing and dance.

...



4. Look, read and write



China Canada the UK Australia



He is from _____. He can play _____.



She is _____. She can _____.



He _____ . He can _____.



It _____ . It can _____.

5. Cultural clips



Countries and Cities

I'm from Toronto,
Canada.



I'm from Beijing,
China.



I'm from New
York, USA.



I'm from London,
UK.



I'm from Sydney,
Australia.





Story corner



Listen and enjoy the story

I'm big and strong.
I'm the king.



But there's
another king.

What! Where
is he from?

He is from
China.



Where is he
now?



He's in the
lake.

Take me to
the lake.

Yes, sir.



Look down! He's
in the water.



Hey! Who are
you, big fellow?

He's the king,
too.



Oh no!
No way!



Try to act out the story with your friends



Those Are Pandas

Lesson 1


1. Look, listen and say



zoo



giraffe



tiger



lion



elephant



What do pandas look like?

Mm... pandas are black and white.

They have big eyes and short ears.

They're from Sichuan, China.

Look, those are pandas!






Wow, how lovely!

What are these?



They are giraffes.


2. Listen and point



3. Let's practise




What are these?




They are monkeys.

What are those, children?



They are lions.

4. Listen and send them home



5. Let's play




Group	Tiger	Lion	Giraffe	Elephant
Score	❀❀	❀		❀❀



Lesson 2

1. Look, listen and say



beautiful



lovely



tall/short



strong



2. Listen and number



3. Let's practise



What animal do you like best, Miss Liu?

I like...

Lions. I like lions best. What about you?



I like giraffes best. They're tall and beautiful.

I like elephants. They are big and strong.



4. Listen and sing



I Am a Lovely Panda

1=D 2/4

$\overset{1}{I}$ $\overset{1}{am}$ $\overset{1}{a}$ $\overset{2}{lovely}$ $\overset{3}{panda.}$ $\overset{7}{I}$ $\overset{7}{can}$ $\overset{6}{dance}$ around.

$\overset{1}{I}$ $\overset{1}{am}$ $\overset{1}{a}$ $\overset{2}{lovely}$ $\overset{3}{panda.}$ $\overset{4}{I}$ $\overset{4}{can}$ $\overset{7}{dance}$ around.

$\overset{3}{Would}$ $\overset{3}{you}$ $\overset{3}{like}$ $\overset{4}{to}$ $\overset{5}{dance}$ with me? $\overset{4}{Would}$ $\overset{4}{you}$ $\overset{2}{like}$ $\overset{2}{to}$ $\overset{2}{dance}$ with me?

$\overset{0}{Yes,}$ $\overset{0}{I}$ $\overset{0}{would.}$ $\overset{0}{Ready!}$ $\overset{0}{Let's}$ $\overset{3}{go!}$ $\overset{3}{Let's}$ $\overset{2}{go}$ $\overset{2}{and}$ $\overset{1}{go.}$



Come on! Try to make new songs with *tiger*, *lion*, *run* and *jump*...

(来吧! 试试自己编新歌。)

5. Look and link



Who has long ears?

long ears


The rabbit has long ears.

strong legs

big ears

long hair

long legs



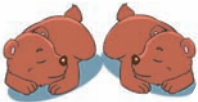





short legs

small eyes

Lesson 3

1. Listen, tick and say

<p>1</p>  <p><input type="checkbox"/></p>	 <p><input type="checkbox"/></p>	<p>2</p>  <p><input type="checkbox"/></p>	 <p><input type="checkbox"/></p>
<p>3</p>  <p><input type="checkbox"/></p>	 <p><input type="checkbox"/></p>	<p>4</p>  <p><input type="checkbox"/></p>	 <p><input type="checkbox"/></p>
<p>5</p>  <p><input type="checkbox"/></p>	 <p><input type="checkbox"/></p>	<p>6</p>  <p><input type="checkbox"/></p>	 <p><input type="checkbox"/></p>

What do elephants look like?



They're...



They have...

What animal do you like best?


I like cats best.
They're...



I like lions best.
They can...

2. Listen, spell and draw



1) t h y a p p l e g s h		2) m y b a l l o o n x	
3) l u d m e m o u t h y		4) k b v z d b a n a n a	
5) h t r a i n c o l p q		6) b r y o d r e s s z e	
7) s p e s w e a t e r k		8) s j q s k i r t e r z	

3. Talk with your friends



What's this?

It's a...



What are those?

They are...



What animal do you like best?

...



What do elephants look like?

Elephants have big ears, ...



4. Look, read and write



tiger elephant lion panda giraffe monkey



I like _____ best. They are very strong.



I _____. They're very lovely.



These _____ are short and small.




_____ are very tall and big.

5. Cultural clips



National Animals



Let's send them home.





Story corner



Listen and enjoy the story

Baby Monkey Ben lives with his mother in the woods.
One day, Ben asks his mother...



Ben: What do I look like, Mum?

Mum: You look like a baby monkey.



Ben: Mum, I see a tall animal. It has a long neck and long legs.

Mum: That's Baby Giraffe.




Ben: Mum, I see a big animal. It has a long nose and big ears.

Mum: That's Baby Elephant.



Ben: What do I look like then?

Mum: Well, let's go for a walk.



Ben: Hey, who are you, little guy?



Ben: Mum, I see a small animal. It has a long tail. It's beautiful.

Mum: I know, I know, it's very beautiful.



Try to act out the story with your friends




Unit 6


It's Time for PE Class

Lesson 1


1. Look, listen and say



PE class



breakfast



lunch



dinner



· What time is it?

: It's 2 o'clock.

∴ Hurry up! It's time for PE class.

∴ Sorry, we are late.

∴ That's all right. Back to the line quickly.

∴ Yes, sir.

What time is it?



It's 12 o'clock. It's time for lunch.

2. Listen and number



3. Let's practise



- 1) One pupil acts as Mr. Wolf;
- 2) All the pupils stand up and ask;
- 3) When hearing the time for bed, sit down.

Mr. Wolf, Mr. Wolf,
what time is it?

It's 2 o'clock.

Mr. Wolf, Mr. Wolf,
what time is it?

It's 9 o'clock. It's
time for bed.




4. Listen and chant



Tick, tock, tick, tock.
Merrily sings the clock.
It's time for **breakfast**.
It's time for **class**.
Merrily sings the clock.

Tick, tock, tick, tock.
Merrily sings the clock.
It's time to **get up**.
It's time to **go to school**.
Merrily sings the clock.



*Come on! Try to make new chants with **bed**, **tea**, **go home**, **play football**...*

(来吧! 试试自己编新儿歌。)

5. Listen and do



It's time for breakfast.
Eat and drink.



It's time for music class.
Sing and dance.



It's time for English class.
Listen and speak.



It's time to get up.
Wash your face.



It's time to go to school.
Take your schoolbag.






It's time to go to bed.
Brush your teeth.

Lesson 2

1. Look, listen and say



· It's half past four. Let's go home. Goodbye, girls!



:::Hello, Grandpa!
I'm back.

:::Good! Are
you hungry?

:::Come on, it's time
to have dinner.



:::Yes, I am. I'm
very hungry.

2. Listen and link



3. Let's practise



Hao Tian, it's time to get up.



What time is it?

It's half past eight.

It's time for rest.
Are you thirsty?



No, I'm not.



It's 4:30. It's time for tea. Are you hungry?



Yes, I am.



4. Fill in and say



Morning	9:00 Chinese	_____ Maths	_____ Music	12:00 Lunch
Afternoon	1:30 Rest	_____ Science	_____ PE	_____ Go home

What time is it?



It's 9:00. It's time for Chinese class.

Morning	7:30 Get up	_____ Breakfast	_____ Draw	_____ Lunch
Afternoon	_____ Play	_____ Sing	_____ Tea	
Evening	6:30 Dinner	7:30 TV		
Night	8:30 Wash	9:00 Go to bed		

It's half past seven.



It's time to get up.


5. Read and draw




What time is it?




It's three o'clock.




It's three o'clock.




It's half past five.




It's eight o'clock.



It's half past six.



It's half past two.

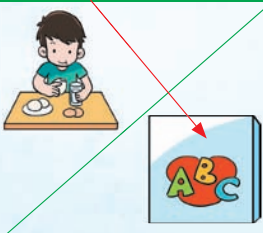




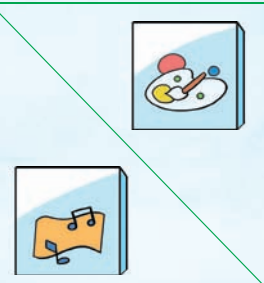




It's twelve o'clock.

Lesson 3

1. Listen, link and say



10:00 12:00 	7:00 9:00 	11:00 7:00 	8:00 4:30 
5:00 7:00 	3:00 3:30 	5:30 4:00 	9:00 8:00 

What time is it?

It's 10. It's time for English class.

Let's hurry up.

It's half past...

Yes, it is.


It's time to have dinner.

2. Listen and write



- | | | |
|----------------|--------------------|--------------------|
| 1) o _ _ e | 2) tw _ _ | 3) th _ _ _ e |
| 4) f _ _ u _ _ | 5) _ _ ive | 6) s _ _ _ |
| 7) se _ _ en | 8) _ _ _ g _ t | 9) n _ _ n _ _ |
| 10) t _ _ _ | 11) e _ _ e _ _ en | 12) t _ _ el _ _ _ |

3. Talk with your friends



4. Look, read and write



go to school get up go home go to bed



It's time to _____.



It's time to _____.



It's time to _____.




It's seven o'clock. It's time to _____.

5. Cultural clips




World Time



10:00

What time is it in New York?



9:00



2:00

It's 9: 00. It's time for bed.



12:00





Story corner



Listen and enjoy the story

I'm the winner.

One more race, OK?



OK. 1, 2, 3, go!

Come on!
Come on!



Boys, you're late for class.

What time is it, sir?



It's 9:00. Listen, that's the school bell.

Oh my! What can we do?



Go and say sorry to your teacher.

Thank you, sir.



Sorry, we're late.

Yes, please.


May we come in?



Try to act out the story with your friends

Review 2

1. Listen, number and match



1



2. Read and choose



I need a pupil like this.

- It is a girl. **A**
- She can draw and dance.
- She can speak English.



- It is a boy. **B**
- He can speak Chinese.
- He can play football.

- It is a boy. **C**
- He can sing English songs.
- He can play basketball.

- It is a girl. **D**
- She can play football.
- She can sing and dance.









Miss Liu can choose _____.

Now, count your flowers and colour them.



3. Let's make a survey



Animals	Boy 1	Boy 2	Girl 1	Girl 2
	✓			
				
				
				
				
				
				
				

What animal do you like best?



I like lions best.



... boys like lions best.



... girls...

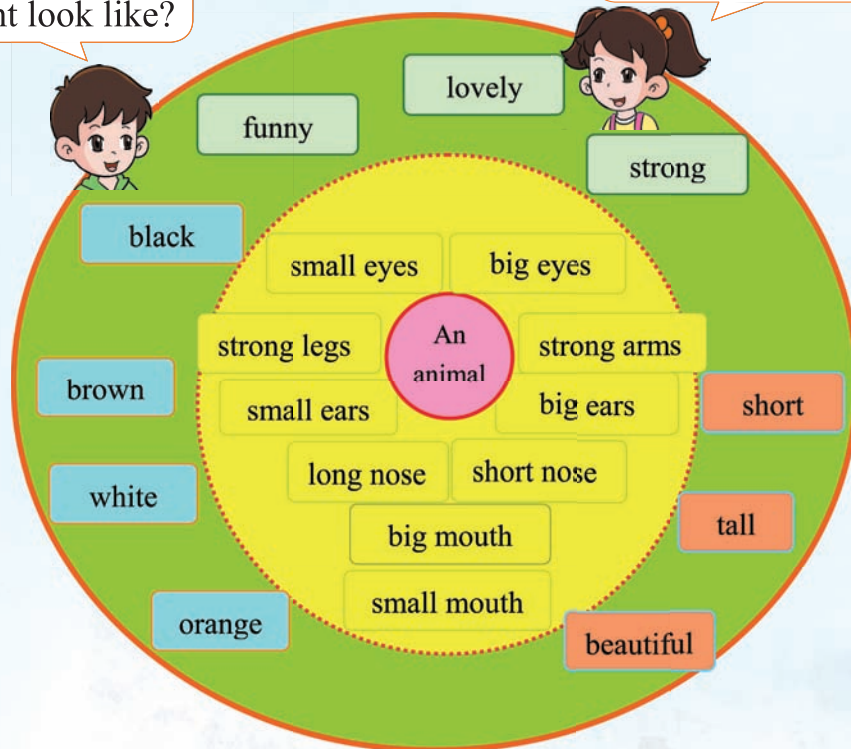
4. Let's talk



What does an elephant look like?



It has a long nose. It's very strong. It's...




5. Look, link and write



What time is it?



It's half past seven.
It's time to get up.



Notes: A.M. = in the morning

P.M. = in the afternoon, in the evening, at night

My Day

Every day, I get up at 7:00 in the morning. I _____
_____ at 8:00. Now it is 11:30. It's time to _____.
At 4:30 in the afternoon, I _____.
At 6:30, I _____ with Mum and Dad. It's 9:00
o'clock, I _____.

Now, count your flowers and colour them.



6. Let's read, circle and write



antelope
lion
giraffe
panda
bear
tiger
elephant



Name: Panda
Colour: White & Black
Food: 
Habitat: China



Name: _____
Colour: _____
Food: _____
Habitat: _____



Name: _____
Colour: _____
Food: _____
Habitat: _____



Name: _____
Colour: _____
Food: _____
Habitat: _____



Name: _____
Colour: _____
Food: _____
Habitat: _____

Now, count your flowers and colour them.



Self-assessment

I can do these in English (√)

	5分	3分	2分
我能说唱学过的歌谣、歌曲。	3首	2首	1首
我能认读、书写英文单词和词组。	12~15个	8~11个	5~7个
我能表述时间和简单的动作。	5~6个	3~4个	1~2个
我能对动物作简单的描述。	3~4句	2句	1句
我能借助图片听懂和朗读小对话。	5~6个	3~4个	1~2个
我能和同学一块儿表演小故事。	3个	2个	1个
25~30分 = 🌸🌸🌸 18~24分 = 🌸🌸 12~17分 = 🌸			

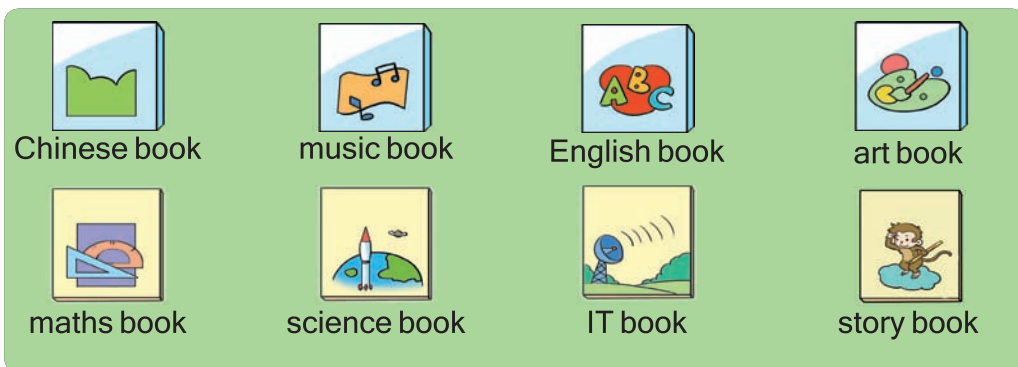


Words in Each Unit

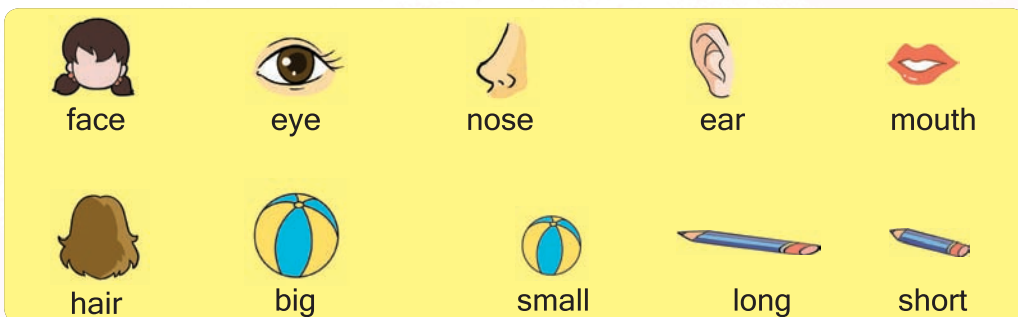
单元词汇表

(注：所有单词要求学生能听、说、读、写。)

UNIT 1



UNIT 2



UNIT 3



UNIT 4



USA



UK



China



Canada



Australia



speak



sing



dance



draw

UNIT 5



zoo



giraffe



tiger



lion



elephant



beautiful



lovely



tall/short



strong

UNIT 6



PE class



breakfast



lunch



dinner



go home



go to school



get up



go to bed

Word List

词汇表

(注: 黑体单词要求学生能听、说、读、写;
其他单词只作听、说、认读要求。)

A

again	再次(1)
all right	好吧(3)
animal	动物(5)
arm	手臂(3)
art	美术; 艺术(1)
ask	询问(6)
Australia	澳大利亚(4)

B

baby	婴儿; 动物幼崽(5)
back	回来; 后退(6)
bag	包, 袋子(1)
beautiful	美丽的(5)
big	大的(2)
body	身体(3)
breakfast	早餐(6)

C

call	称呼(1)
Canada	加拿大(4)

China	中国(4)
Chinese	语文, 汉语(1)
class	课; 班级(4)
clean	干净的(3)
close	关闭(2)
come	来(1)

D

dance	跳舞(4)
dinner	晚餐(6)
dirty	脏的(3)
draw	画画(4)

E

ear	耳朵(2)
elephant	大象(5)
English	英语(1)
eye	眼睛(2)

F

face	脸, 面部(2)
-------------------	----------

注: 词汇后括号内的数字为单元序号。

foot (*pl. feet*) 脚(3)

from 来自(4)

G

get up 起床(6)

giraffe 长颈鹿(5)

go home 回家(6)

go to bed 睡觉(6)

go to school 上学(6)

good bye (bye) 再见(6)

H

hair 头发(2)

half (时间) 半小时(6)

hand 手(3)

has (用在he, she和it后) 有(2)

have 有(1)

have a rest 休息(3)

head 头, 头部(3)

hear 听见(6)

heavy 重的(1)

her 她的; (宾格)她(4)

his 他的(4)

hurry up 赶快(6)

hurt 疼痛(3)

I

IT 信息技术(1)

K

know 知道, 认识(4)

L

late 迟到的(6)

left 左(3)

leg 腿(3)

lion 狮子(5)

little 小的(5)

long 长的(2)

lovely 可爱的(5)

lunch 午餐(6)

M

maths (*AmE math*) 数学(1)

mouth 嘴巴(2)

Mr. 先生(2)

Mrs. 夫人(2)

Ms. 女士(2)

music 音乐(1)

N

new 新的(1)

nose 鼻子(2)

O

o'clock (时间) 整点钟(6)

open 打开(1)

or 或者 (3)

strong 强壮的 (5)

P

PE (=physical education) ... 体育 (6)

pull 拉; 拔 (2)

R

read 阅读 (1)

right 右边的 (3)

S

say 说 (1)

science 科学 (1)

short 短的 (2); 矮小的 (5)

show 展示 (3)

sing 唱歌 (4)

sit 坐下 (6)

small 小的 (2)

song 歌曲 (2)

sorry 抱歉 (6)

speak 说 (4)

stand 站立, 直立 (6)

story 故事 (1)

T

talk 谈 (1)

talk about 谈论 (2)

tall 高的 (5)

these 这些 (5)

they 他们, 她们, 它们 (5)

those 那些 (5)

tiger 老虎 (5)

touch 触摸 (2)

U

UK 英国 (4)

USA 美国 (4)

W

we 我们 (1)

What time is it? 几点了? (6)

What's wrong? 怎么了? (3)

Z

zoo 动物园 (5)

Children's Garden

Song time

1. Let's sing and do

Head, Shoulders, Knees and Toes

1=D 2/4
 $\overset{5}{\text{---}} \overset{6}{\text{---}} \overset{5}{\text{---}} \overset{4}{\text{---}} \mid \overset{3}{\text{---}} \overset{4}{\text{---}} \overset{5}{\text{---}} \mid \overset{2}{\text{---}} \overset{3}{\text{---}} \overset{4}{\text{---}} \mid \overset{3}{\text{---}} \overset{4}{\text{---}} \overset{5}{\text{---}} \mid$
 Head, **shoulders**, **knees** and **toes**. Knees and toes. Knees and toes.

$\overset{5}{\text{---}} \overset{6}{\text{---}} \overset{5}{\text{---}} \overset{4}{\text{---}} \mid \overset{3}{\text{---}} \overset{4}{\text{---}} \overset{5}{\text{---}} \mid \overset{2}{\text{---}} \overset{5}{\text{---}} \mid \overset{3}{\text{---}} \overset{1}{\text{---}} \overset{0}{\text{---}} \parallel$
 Head, shoulders, knees and toes. Eyes, ears, mouth, nose.

Come on! Try to make new songs with **fingers**, **feet**, **hands** and **arms**...

(来吧! 试试自己编新歌。)



2. Let's sing and dance

Oh, Bee

1=F 4/4
 $\overset{0}{\text{---}} \overset{5}{\text{---}} \mid \overset{3}{\text{---}} \cdot \overset{1}{\text{---}} \overset{5}{\text{---}} \cdot \overset{1}{\text{---}} \overset{1}{\text{---}} \mid \overset{6}{\text{---}} \overset{6}{\text{---}} \overset{6}{\text{---}} \overset{6}{\text{---}} \overset{2}{\text{---}} \cdot \overset{1}{\text{---}} \mid$
 Oh bee! Oh bee! You're hap-py as can be. You
 Oh me! Oh me! I want to be a bee. I
 $\overset{7}{\text{---}} \overset{7}{\text{---}} \overset{7}{\text{---}} \overset{7}{\text{---}} \overset{7}{\text{---}} \overset{6}{\text{---}} \mid \overset{5}{\text{---}} \overset{5}{\text{---}} \overset{6}{\text{---}} \overset{7}{\text{---}} \overset{1}{\text{---}} \parallel$
 dance among the flowers. Oh bee bee bee bee bee!
 want to taste the honey. Oh me me me me me!



Play time

Read and play

Hickory, Dickory Dock

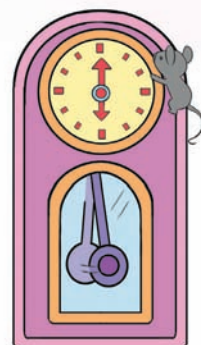
Hickory, Dickory Dock.

The mouse ran up the clock,

The clock struck one, (clap)

The mouse ran down,

Hickory, Dickory Dock.



Hickory, Dickory Dock.

The mouse ran up the clock,

The clock struck two, (clap, clap)

The mouse said, "Boo!"

Hickory, Dickory Dock.



Hickory, Dickory Dock.

The mouse ran up the clock,

The clock struck three, (clap, clap, clap)

The mouse said, "Whee!"

Hickory, Dickory Dock.



Hickory, Dickory Dock.

The mouse ran up the clock,

The clock struck four, (clap, clap, clap, clap)

The mouse said, "No more!"

Hickory, Dickory Dock.

Story time

Let's read and act out

The Big Turnip

Grow, grow, little turnip.
Grow sweet. Grow strong.



Wow, what a big turnip!
Let me pull it up.



Oh, it's too big.
I can't pull it up.



My dear, come
and help me.



OK, I'm coming!

Pull me, dear.
1, 2, 3!



1, 2, 3, together!

Oh, no! It's too big.
We can't pull it up.



Hey, honey! Come and help us.

All right. I'm coming!



Pull me, honey.

1, 2, 3, pull! Pull!



Oh, no! It's too big. We can't pull it up.



Hey, Black Dog! Come and help us.



Bow-wow! I'm coming!

Pull me, dear.

Pull me, honey.



Pull me, Black Dog.

1, 2, 3, pull! Pull!

Hey, White Cat! Come and help us with the turnip.



Meow! Meow! I'm coming!



Oh, no! It's too big.
We can't pull it up.

Hey, Grey Mouse!
Come and help us.

Squeak! Squeak!
I'm coming!



Pull me, honey.

Pull me, dear.

Pull me, Black Dog.



Pull me, Grey Mouse.

Pull me, White Cat.

1, 2, 3,
pull! Pull!



Look! Up comes
the turnip!

Hip, hip...

Hurray!

Hurray!