



YINGYU

英语

三年级 下册



绿色印刷产品



物流码



定价：5.25元

批准文号：渝发改价格〔2019〕1654号 举报电话：12358

义务教育教科书

英语

（三年级起点）

三年级 下册

重庆大学出版社




义务教育教科书

英语

ENGLISH

（三年级起点）

三年级 下册



重庆大学出版社

This Book Belongs to:

自

画

像



Name _____

No. _____

Class _____

School _____

义务教育教科书

英语

(三年级起点)

三年级 下册

主 编 刘莉丽

副主编 陈春晖

编 者 (按姓氏笔画排列)

刘莉丽 刘寅齐 陈春晖

胡 琦 黄 宇 龚志维

绘 画 赵 静

音 乐 杨胜松

重庆大学出版社

英 语
三年级 下册
(三年级起点)

主 编 刘莉丽

责任编辑: 罗 亚 版式设计: 牟 妮

责任校对: 张红梅 责任印制: 赵 晟

*

重庆大学出版社出版发行

出版人: 饶帮华

社址: 重庆市沙坪坝区大学城西路21号

邮编: 401331

电话: (023) 88617190 88617185 (中小学)

传真: (023) 88617186 88617166

网址: <http://www.cqup.com.cn>

邮箱: fxk@cqup.com.cn (营销中心)

全国新华书店经销

重庆升光电力印务有限公司印刷

*

开本: 787mm×1092mm 1/16 印张: 5.5 字数: 87千

2002年8月第1版 2012年12月第3版 2019年12月第30次印刷

ISBN 978-7-5624-7161-5 定价: 5.25元

本书如有印刷、装订等质量问题, 本社负责调换

版权所有, 请勿擅自翻印和用本书
制作各类出版物及配套用书, 违者必究

致我的 朋友

朋友们，我们又见面了。让我们拉拉手，轻轻地说一声：“你好！”我将再次牵着你的手，跟你一起走进英语学习的大门，去向小鸟学习唱歌，去跟蓝天白云对话，去了解一片迷人的新天地，去结识更多的新朋友。

我们将进入一个美好、神奇的儿童乐园。在这里，我们会融入种种奇妙的情景中，学唱英语歌和英语童谣，学做游戏和画画，还要演一些简单的英语小品，参加一些英语比赛。在这些活动中，你会自然地、愉快地学会说英语，并记住许多英语单词。

你会发现，英语课是你最喜欢的课程。你就是课堂的小主人。老师和同学一样，是一个平等的对话者。我敢肯定，你还会不时地拿起教鞭，神气十足地当起小老师。

你的英语说得那么棒，你的英语歌唱得那么美，你的出色表现，一定会得到老师的鼓励，同学们的赞美。在逐步提高英语听说能力的同时，你的英语读写能力也会得到初步的发展，从而为进一步的学习打好基础。那时候，你就能用英语跟“老外”交谈，用英语在超市购物，你还能用英文给外国小朋友写信，让他们和你一起分享成功和快乐吧！

当然，在学习中也你会碰到困难的。但不要忘了，还有我这个朋友哦！我向你保证，我会永远帮助你、支持你。我们会永远在一起体验快乐，迸发热情，增长知识，健康成长。

嗨！你准备好了吗？

让我们开始吧！





look, find



listen



say, talk, chant, read, ask



**number, draw, link, match, trace,
tick, write, copy, cross, join, fill**



practise, act, do, play, move, make



sing



cultural clips



point



count



circle



colour

Contents

	Page
Unit 1 Who's This Boy?	1
Unit 2 I Have a New Toy	10
Unit 3 This Is My Father	19
Review 1	28
Unit 4 Put on Your Clothes	33
Unit 5 Have a Drink	42
Unit 6 Let's Play Football	51
Review 2	60
Words in Each Unit	65
Word List	71
Children's Garden	74



Our Friends



Mr. White



Hao Tian



Du Xiaomao



Miss Liu



Stanley



Gao Wendi



Lu Hua

Rex





Max



Who's This Boy?

Lesson 1

1. Look, listen and say




Who's that woman?




She's my mum.

2. Listen and draw



3. Let's practise



Who's that girl?

She's Lu Hua.



Look!

Who's this man?



He's my dad.

Look!

Who's this woman?



She's...

4. Let's play



Group	Score
1—Boy	✿
2—Girl	✿✿
3—Man	✿
4—Woman	✿

This is a book!

This is a pen!

Boy Group, show me the book!

Girl Group, show me the pen!



5. Listen and act



Sorry, I'm late.

That's OK.

May I come in?

Come in, please.

Thank you.



Lesson 2

1. Look, listen and say



pupil




teacher



doctor




nurse



2. Listen and colour



3. Let's practise



4. Let's play



How are you, Stanley?

Fine, thank you.


How are you, Max?

Fine, thank you.

How are you, Rex?

...

...



5. Read, trace and copy



A, B, C, D, E,
a, b, c, d, e.



I can see a bee
flying to the tree.

A a

apple



B b

boy



A a

A a

B b

B b

C c

cat



D d

dog



C c

C c

D d

D d

E e

egg



E e

E e

A a B b C c D d E e

Lesson 3

1. Listen and number



1

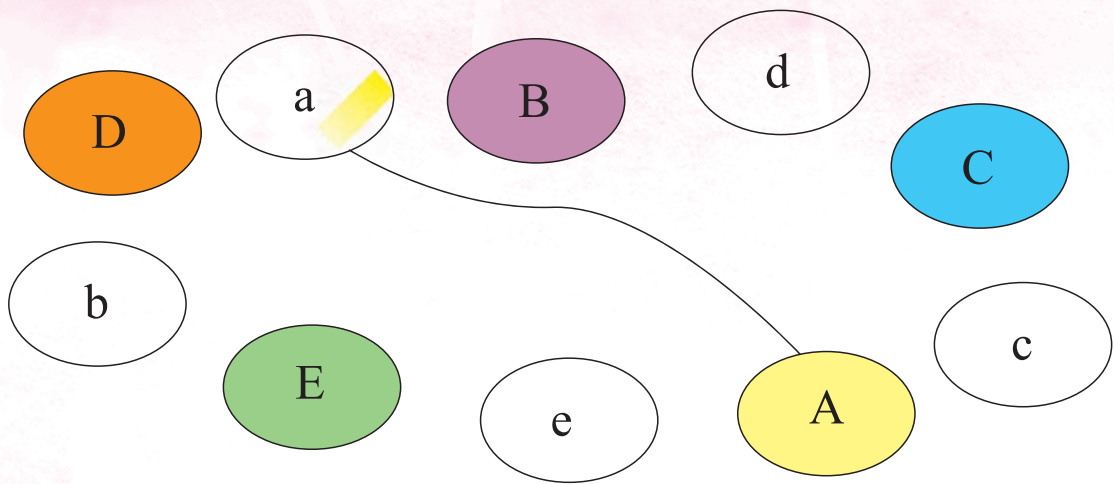


2. Listen and colour



D A C
B E

3. Read and match



4. Talk with your friends



Who's that man?




He's...

How are you,
boys and girls?



This is...

Nice to
meet you.



5. Look and circle



1 woman man

2 nurse teacher

3 man boy

4 nurse pupil

5 man girl

6 boy girl

7 teacher doctor

8 pupil woman

6. Cultural clips



Women's Day




Happy Women's Day, Mum!



Thank you. The same to you.

Happy Women's Day, Mum!



Good girl!





Unit 2

I Have a New Toy

Lesson 1

1. Look, listen and say



Look! I have a new toy.



Wow! It's a bus.

2. Listen and number



1



3. Let's practise



Look, Uncle!
I have a new toy.



Oh! It's a bus.



I have a new toy
for you, Xiaomao.



Look, Miss Liu! I
have a new boat.



I have a
new dog.



Wow, a bear!
Thank you, Aunt.

I have a new ball.



4. Listen and sing



The Train Is Waiting

1=D 2/4

1	1	1	2	2		3	1		1	1	1	2	2		3	1	
The	train	is				waiting.		The	train	is				waiting.			
3	3	4	4		5	-		3	3	4	4		5	-			
Who	can				go?		Who	can				go?					
5	6	5	4		3	1		5	6	5	4		3	1			
I	am				coming.		I	am				coming.					
3	3	5	5		1	-		3	3	5	5		1	-			
I	can				go.		I	can				go.					



Come on! Try to make new songs with *bus*, *boat*, *car*, *plane*...

(来吧! 试试自己编新歌。)

5. Listen and act



Lesson 2

1. Look, listen and say



ship



kite



panda




monkey

2. Listen and act




Fly, fly, like a kite.



Watch, watch, like a monkey.



Walk, walk, like a panda.

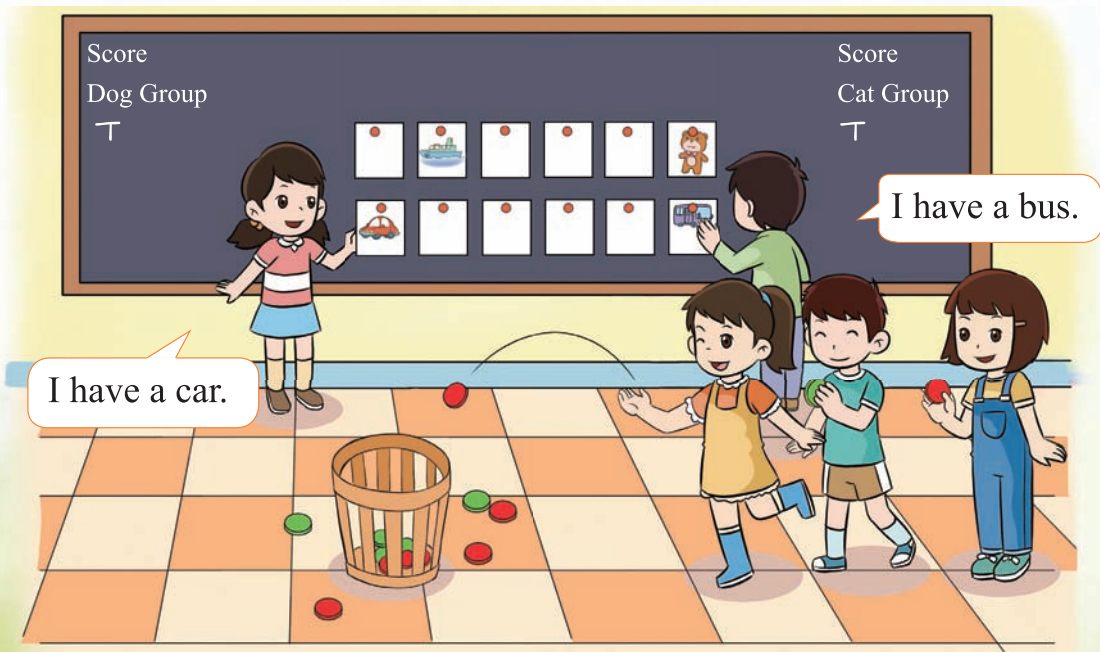


Go, go, like a ship.

3. Let's practise



Turn over a picture and say it.



4. Let's play



1) Draw a toy on the paper.



2) Fold the paper.



3) Send it to your friend.

I have a toy
for you,...



A toy for me?
What's that?



Wow! It's
a plane!

5. Read, trace and copy



F, G, H, I,
f, g, h, i.



I can see a kite
flying in the sky.



F f

fish



G g

girl



F f

F f

G g

G g

H h

hen



I i

ice-cream



H h

H h

I i

I i

F f

G g

H h

I i

Lesson 3

1. Listen and circle



1



A



B

2



A



B

3



A



B

4



A



B

5



A



B

6



A

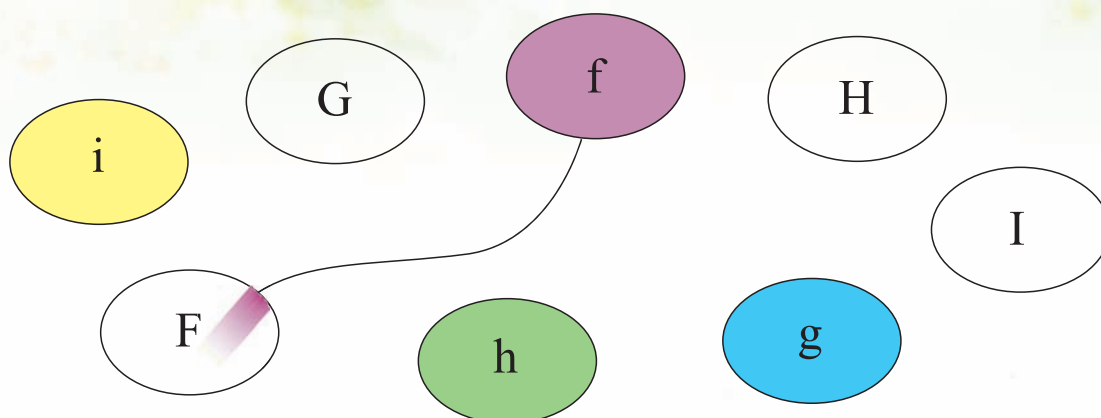


B

2. Find and colour



3. Read and match



4. Talk with your friends



Good evening, dear!




Look! I have a toy for you.



Wow! It's a...



This is my uncle.



Nice to meet you.

Nice to meet you, too.

5. Count and write



3 kites

monkeys

ships

trains

boats

planes

pandas

buses



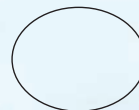
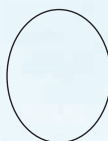
6. Cultural clips



Easter Eggs



Let's colour the eggs.



Have some Easter eggs, please.

Thank you, Bunny!






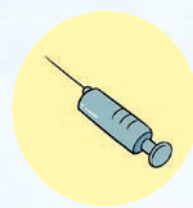
This Is My Father

Lesson 1

1. Look, listen and say



2. Listen and link



3. Let's practise



What's your father's job?

What's your mother's job?



He's a teacher.



She's a nurse.

What's your mother's job, Stanley?

And you?

Well done.



She's a doctor.



I'm a pupil.

4. Listen and sing



My Family

1=D 2/4

$\underline{1\ 2}\ \underline{3\ 4} \mid \underline{5\ 5} \mid \underline{6\ 6} \mid 5 - \mid \underline{1\ 2}\ \underline{3\ 4} \mid \underline{5\ 5} \mid 6\ 6 \mid 5 - \mid$
This is Father, standing here. This is Mother, kind and dear.

4 4 $\mid \underline{2\ 2} \mid 5\ 5 \mid 3 - \mid 4\ 4 \mid \underline{2\ 2} \mid 5\ 5 \mid 3 - \mid$
This is Brother, see how tall. This is Sister, not so tall.

$\underline{1\ 2}\ \underline{3\ 4} \mid \underline{5\ 5} \mid 6\ 6 \mid 5 - \mid 4\ 4 \mid \underline{3\ 3}\ 3 \mid 2\ 2 \mid 1 - \parallel$
This is Ba-by, sweet and small. This is my family, one and all.



5. Listen and act



Open your books, please.
Turn to Page 9.



Who'll try?



Let me try.




Well, Rex, please!



Let me try.

Lesson 2

1. Look, listen and say



2. Listen and point



3. Let's practise

Good morning,
Grandpa!



Morning,
Grandma!

Good afternoon!

Good afternoon!



This is Jack. He's
my cousin.

Hi, Jack!

Good evening,
Grandmother!



Good boy!

Say good night
to your cousin.

Good night,
Ann!

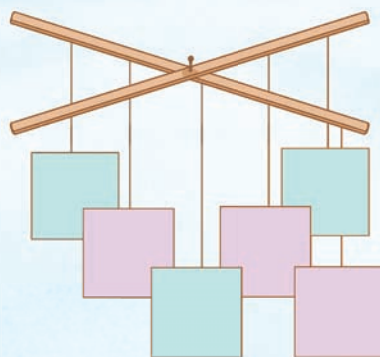


Good night, Jack!

4. Let's play



1) Stick pictures of your family on the mobile.



2) Play with your friends.

Who's this?



This is my...



5. Read, trace and copy



J, K, L, M,
j, k, l, m.



Little boy Sam
likes to eat jam.



J j jam



K k kite



J j J j

K k K k

L l lemon



M m mother



L l L l

M m M m

J j K k


L l M m

Lesson 3

1. Listen and number




2. Find and colour



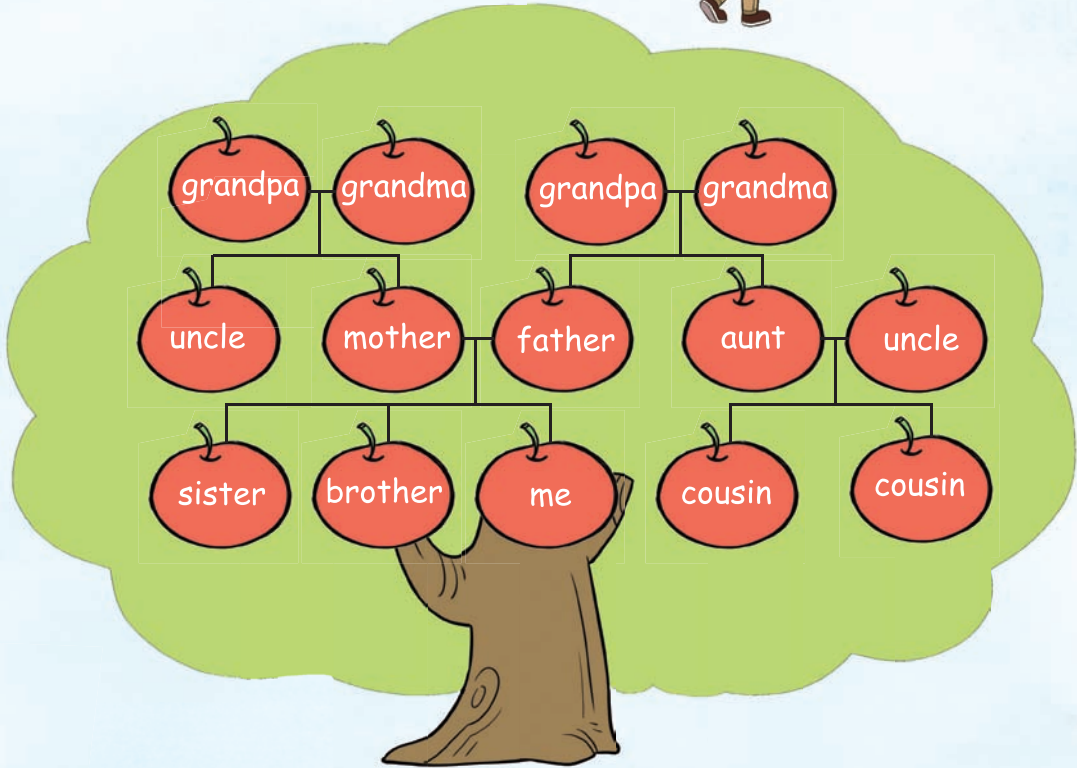

3. Let's play



4. Talk with your friends



5. Make your family tree



6. Cultural clips



Mother's Day

Dear _____

*Happy
Mother's
Day!*



5月

Sun	Mon	Tue	Wed	Thu	Fri	Sat



Review 1

1. Listen, tick and say



1


☐

☐

2


☐

☐

3


☐

☐

4


☐

☐

5


☐

☐

6


☐

☐

I have a new toy.
It's a green bus.

I have a cousin.
She's a pupil.

I have an uncle.
He's a...




Now, count your stars and colour them.



2. Find and write



Find: a monkey 5 a woman _____ a train _____
 a panda _____ a girl _____ a kite _____
 a ship _____ a bus _____ a boy _____
 a man _____
















Now, count your stars and colour them.



3. Listen, cross and practise



BINGO!

<i>F f</i> 	<i>E e</i> 	<i>D d</i> 	<i>C c</i> 
<i>G g</i> 	<i>H h</i> 	<i>I i</i> 	<i>J j</i> 
<i>grandpa</i>	<i>B b</i> 	<i>bus</i>	<i>K k</i> 
<i>A a</i> 	<i>mother</i>	<i>M m</i> 	<i>L l</i> 

Letter "M"!



Mother!



Mum!



Monkey!



Now, count your stars and colour them.



4. Listen, number and act



This is my mother.
This is my father.

Hi!



How are you,
Aunt Panda?

Fine, thanks.
And you?

I'm fine, too.
Thank you.



1

Look! That's
my sister.

She's a
lovely girl.



No. She's my
cousin.

Who's this girl,
your sister?



Uncle Panda! He's
my grandpa. She's
my grandma.

Hello!



Hey, Brother John!
Come here!

All right.



Well, it's time
for the party!

Oh, sorry,
Aunt Panda!

Oh, my!



Hip, hip, hooray!



Now, count your stars and colour them.



Self-assessment

I can do these in English (√)

	Great!	OK!	Try harder!
我能说唱学过的歌谣、歌曲。	😊😊😊	😊😊	😊
我能简单介绍别人和家人。	🚩🚩🚩	🚩🚩	🚩
我能说一些基本职业和玩具名称。	🌸🌸🌸	🌸🌸	🌸
我能认、读、写字母A—M。	😊😊😊	😊😊	😊
我能听音画画、做动作。	🚩🚩🚩	🚩🚩	🚩
我能做简单的角色表演。	🌸🌸🌸	🌸🌸	🌸

You _____

Your dad / mum _____

Your Teacher's Remarks

Dear _____





Put on Your Clothes

Lesson 1

1. Look, listen and say



· Class is over. Put on your clothes, please.

· Yes, Mr. Li!

∴ Is this your coat, Gao Wendi?

∴ No, it isn't.

∴ Which is your coat?

∴ The blue one, Mr. Li.

Which is your shirt?

The brown one.



coat



shirt



dress



skirt



2. Listen and colour



3. Let's practise



1) Draw your clothes, please.

2) Stick your clothes on the blackboard, please.



Is this your skirt?

Yes, it is.
Thank you.



Is this your shirt?

No, it isn't.



Which is your shirt?

The green one.

4. Listen and sing

This Is the Way

1=D 2/4

<u>1</u> 1	<u>1</u> 1	1 3	<u>5</u> <u>5</u>	<u>3</u> <u>3</u>	1 -	<u>2</u> <u>2</u>	<u>2</u> <u>2</u>	2 -
This	is	the way	I put	on my	coat,	put	on my	coat,
This	is	the way	I take	off my	coat,	take	off my	coat,
<u>7</u> <u>7</u>	<u>6</u> <u>6</u>	5 -	<u>1</u> <u>1</u>	<u>1</u> <u>1</u>	1 3	<u>5</u> <u>5</u>	<u>3</u> <u>3</u>	1 -
put	on my	coat.	This	is	the way	I put	on my	coat,
take	off my	coat.	This	is	the way	I take	off my	coat,
2	<u>2</u> <u>2</u>	5	<u>6</u> <u>7</u>	1 -	1 0			
so	early	in	the	mor -	ning.			
back	home	in	the	eve -	ning.			

Come on! Try to make new songs with *skirt*, *dress*...

(来吧! 试试自己编新歌。)



5. Listen and act

Max!

Yes, Miss Liu?

Come to the front, please.

OK.

Draw a cap on the blackboard, please.

OK, Miss Liu.

Lesson 2

1. Look, listen and say




· Try on this white cap, He Ping.

: All right, Mother.

∴ Oh, it's too small for me.

∴ Try on this yellow one, then.

∴ Aha, it's just right.



cap



sweater



T-shirt



scarf


2. Listen and draw




1




2



3



4



3. Let's practise



Can I help you?



Yes. A T-shirt, please.




Mm, it's too small for me.

Try on this black one, please.



4. Listen and link



1



2



3



4



5. Read, trace and copy



N, O, P, Q, R,
n, o, p, q, r.



I drive a car
running after the star.



N n nine

N n N n

O o orange

O o O o

P p pen

P p P p

Q q queen

Q q Q q

R r rabbit

R r R r

N n O o P p Q q R r

Lesson 3

1. Listen and tick



Father								
Mother								
Grandpa								
Grandma								

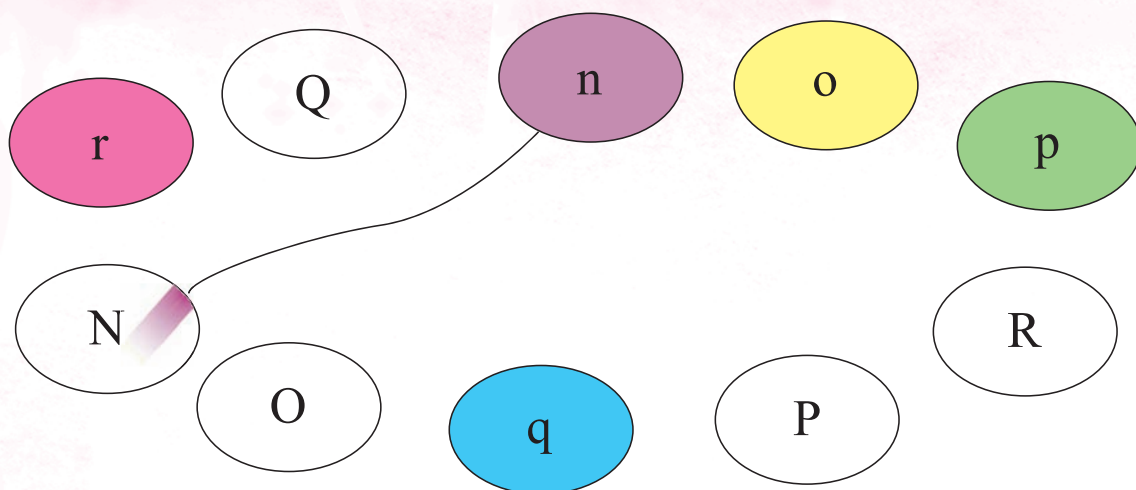
2. Listen and colour



Q N R

O P

3. Read and match




4. Talk with your friends



Is this your scarf?


...



Here you are.

Is this your cap?

...




The red one.



All right.



5. Look and number



6. Cultural clips



Kilts

Look, the man is wearing a skirt!

That's so funny.

He's a Scot. He's wearing a kilt.



Colour this one blue and brown.



Colour this one red and green.



Have a Drink

Lesson 1

1. Look, listen and say



water



juice



milk



tea

· It's time for rest, children.

· Have a drink.

∴ Great! I'm thirsty.

∴ What do you like?

∴ I like water.

∴ I like grape juice.

What do you like, Rex?



I like milk.

2. Listen and link



3. Let's practise



Have some milk, please.



No, thanks.
I like tea.



OK. Here you are.

Thank you.

What do you like?




Mm... I like juice.



What juice?

Grape juice.

4. Let's make fruit juice



5. Listen and act



Lesson 2

1. Look, listen and say



· It's time for tea.



: Good! I'm hungry.



:: I'm hungry, too.

::: Look! What is it?



::: I like banana pies best.

::: Cool! It's a banana pie!



pie



cake







egg



ice-cream


2. Listen and draw



3. Let's practise

Grandma, I'm hungry.

Have an egg.



No, thanks.

Have a cake.

No, thanks.



Have a pie.

No, thanks.



Have an ice-cream.

Thank you.



4. Listen and chant

I like **milk**. I like tea.
I like **Father** to drink with me.
I like **cake**. I like tea.
I like **Mother** to eat with me.



Come on! Try to make new chants with **juice**, **eggs**, and **grandfather**, **grandmother**...

(来吧! 试试自己编新儿歌。)

5. Read, trace and copy

S, T, U, V,
s, t, u, v.



Little boy David
loves watching TV.



S s

scarf



T t

TV



S s

S s

T t

T t

U u

umbrella



V v

vest



U u

U u

V v

V v

S s



T t

U u



V v

Lesson 3

1. Listen and circle



- 1 2
3 4



2. Listen and do



S S S, drive a bus.



T T T, have some tea.

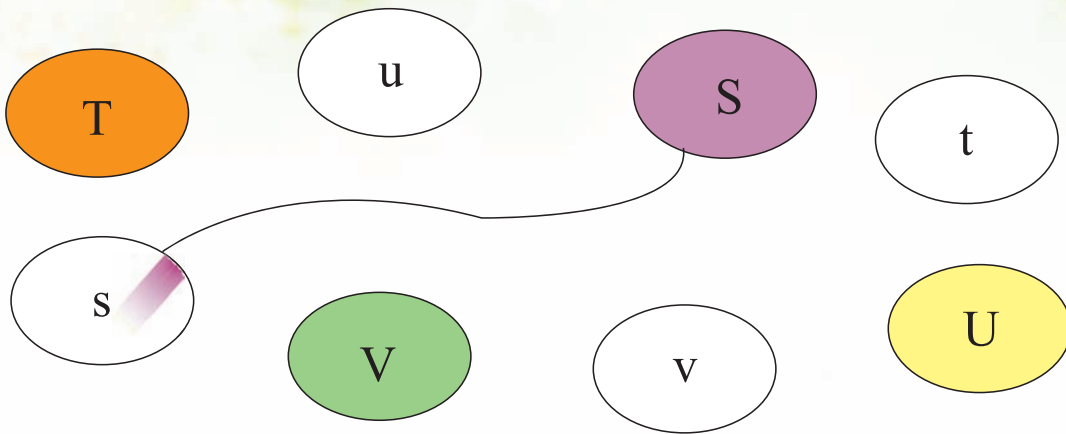


U U U, jump with you.



V V V, turn on the TV.

3. Read and match



4. Talk with your friends



Have some water, please.



...



What do you like?

I like...











I'm hungry.


...



Thank you.

5. Read and draw

Pie ¥7.00		Tea ¥3.00	
Cake ¥3.00		Milk ¥4.00	
Egg ¥1.00		Water ... ¥2.00	
Ice-cream... ¥6.00		Juice ... ¥5.00	



6. Cultural clips

Children's Day

Happy Children's Day!
This is for you.



Thank you, Grandma!
Thank you, Grandpa!
I love you.


We love you, too.



Let's Play Football

Lesson 1


1. Look, listen and say




play football



play basketball



run



jump

Can you run?




No, we can't.



2. Listen and number









3. Let's practise



Can you play basketball?



No, we can't.

Yes, we can.

Can you jump?

Let's run to the classroom.



OK, let's run.

4. Say and do



Kick the ball.



Bounce the ball.



Pass the ball.



Shoot the ball.

5. Listen and act



Who'll try first?



Me first!

Me first!



Put up your hands.



Good! Now put down your hands, please.



Lesson 2

1. Look, listen and say



:: Ready, start!

· My name is Lu Hua.
I'm in Class 4, Grade 3.

:: Fifteen.

: What's your number?

:: Come on! Come on, Gao Wendi!

:: Run! Run fast, Gao Wendi!

2. Listen and write



1



2



3



4



5



3. Let's practise



Hi! I'm Xia Yu. I'm in Class 6, Grade 4.

Nice to meet you.

Hi! I'm Du Xiaomao. I'm in Class 4, Grade 3.

...

My number is 13.

My number is 12.

My number is 11.

4. Listen and circle



Who	How Old	Class	Grade
	12 10 14	4 5 6	6 7 8
	9 11 15	2 3 4	5 7 9
	14 8 13	1 5 7	6 7 8
	10 14 12	3 4 5	7 8 9
	12 13 11	6 5 4	4 5 6

5. Read, trace and copy




W, X, Y, Z,
w, x, y, z.



Little girl Liz
is drawing zebras.




W w watch 

X x box 

W w W w

X x X x

Y y yellow 

Z z zero 

Y y Y y

Z z Z z

W w X x





Y y Z z

Lesson 3


1. Listen and cross



BINGO!

	12	
15	11	14
		13

2. Read and join the letters



3. Listen and sing



Song of ABC

1=C 2/4

1 1 | 5 5 | 6 6 | 5 - | 4 4 | 3 3 | 2 2 | 1 - |
A B C D E F G H I J K L M N

5 5 | 4 - | 3 3 | 2 - | 5 5 | 4 4 | 3 3 | 2 - |
O P Q R S T U V W X Y Z

1 1 | 5 5 | 6 6 | 6 5 - | 4 4 | 3 3 | 2 2 | 1 - ||
Hap-py, hap-py, we're hap-py. We can say our A B C.

Alphabet

Aa Bb Cc Dd Ee Ff Gg Hh Ii Jj Kk Ll Mm Nn
Oo Pp Qq Rr Ss Tt Uu Vv Ww Xx Yy Zz

4. Talk with your friends



Can you play basketball?

...

Jump to the door.

OK.

One, two, three, four...

One, two, three,
four, five, six...

... ten, eleven, twelve...

5. Look and circle



1




run / jump

2




play basketball / play football

3



eleven / thirteen / fifteen

4



twelve / fourteen / thirteen

6. Cultural clips



Dragon Boat Festival

Have a zongzi,
Stanley.



Thank you.
I like zongzi.

Good idea!

Let's go to watch
the dragon boat
race.

Review 2

1. Listen, write and say



1

Name Han Dan
Age _____
Class _____
Grade _____



2

Name Peng Xin
Age _____
Class _____
Grade _____



3

Name Lan Yan
Age _____
Class _____
Grade _____



4

Name Bill
Age _____
Class _____
Grade _____




5

Name Sue
Age _____
Class _____
Grade _____



6

Name Li Feng
Age _____
Class _____
Grade _____




Now, count your stars and colour them.




2. Listen, tick and act



	Grandfather	Grandmother	Father	Mother	Brother	Sister



Now, count your stars and colour them.

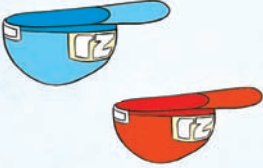






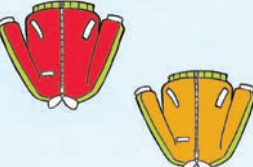


3. Ask and circle



B: What colour is your shirt?
A: Green. It's green.

A: Which is your coat?
B: The orange one.

			
cap	scarf	skirt	dress
			
T-shirt	sweater	shirt	coat

B's Table

A's Table

coat	shirt	sweater	T-shirt
			
dress	skirt	scarf	cap
			

A: Which is your coat?
B: The orange one.

B: What colour is your shirt?
A: Green. It's green.

Now, count your stars and colour them.




4. Say, colour or do



 Play 5	 P 4	 Run to 5. 3	 O 2	 N 1
 Q 6				
 R 7	 S 8	 Let's play 9	 T 10	 Jump to 15. 11
			 UVW 12	
 15	It's time for rest. 15	 It's time for bed. 14	 XYZ 13	

5. Fill in the letters



Now, count your stars and colour them.



Self-assessment

I can do these in English (✓)

	Great!	OK!	Try harder!
我能说唱学过的歌谣、歌曲。	😊😊😊	😊😊	😊
我能表达喜欢和能做的事情。	🚩🚩🚩	🚩🚩	🚩
我能说一些服装、饮食名称和数字。	🌸🌸🌸	🌸🌸	🌸
我能认、读、写字母A—Z。	😊😊😊	😊😊	😊
我能听音画画、做动作。	🚩🚩🚩	🚩🚩	🚩
我能做简单的角色表演。	🌸🌸🌸	🌸🌸	🌸

You _____

Your dad / mum _____

Your Teacher's Remarks

Dear _____



Words in Each Unit

单元词汇表

(注：所有单词要求学生能听、说、认读。)

UNIT 1



boy



girl



man



woman



pupil



teacher



doctor



nurse

UNIT 2



uncle



aunt



bus



train



ship



kite



panda



monkey

UNIT 3



father



mother



sister



brother



grandpa
(grandfather)



grandma
(grandmother)



cousin



cousin

UNIT 4



coat



shirt



dress



skirt



cap



sweater



T-shirt



scarf

UNIT 5



water



juice



milk



tea



pie



cake



egg



ice-cream

UNIT 6



play football




play basketball



run




jump



eleven




twelve



thirteen



fourteen



fifteen

Word List

词汇表

(注: 黑体单词要求学生能听、说、认读;
其他单词只作听、说要求。)

A

and 和, 与(1)
And you? 你呢? (1)
all right 好吧, 行(3)
aunt 姑母, 姨母, 阿姨(2)

B

basketball 篮球(6)
boy 男孩(1)
brother 哥哥, 弟弟(3)
bus 公共汽车(2)

C

cake 蛋糕(5)
can't = can not 不能(6)
cap 帽子(4)
child (*pl. children*). 儿童, 小孩(5)
Class is over. 下课。(4)
clothes 衣服, 服装(4)
coat 上衣, 外套(4)
come on 加油(6)
cousin 堂(表)兄弟, 堂(表)姐妹(3)

D

doctor 医生(1)
dress 连衣裙(4)
drink 饮料(5)

E

egg 蛋(5)
eleven 11(6)
evening 晚上, 傍晚(2)

F

fast 快速地(6)
father 父亲(3)
fifteen 15(6)
fine 好的; 健康的(1)
football 足球(6)
fourteen 14(6)

G

girl 女孩, 姑娘(1)
go 走, 去(3)
good evening 晚上好(2)

注: 词汇后括号内的数字为单元序号。

good night 晚安(3)
grandpa (grandfather) ... (外)祖父(3)
grandma (grandmother) ... (外)祖母(3)
great..... 美妙的, 好极的(5)

H

have..... 有(2)
he..... 他(1)
he's = he is 他是(1)
hungry 感到饿的(5)

I

ice-cream 冰激凌(5)
idea 主意, 想法(6)

J

job 工作, 职业(3)
juice 果汁(5)
jump 跳跃(6)
just right 正合适, 正好(4)

K

kite 风筝(2)

L

late 迟到的(1)
let's 咱们, 让我们(3)
like 喜欢(5)

M

man 男人(1)
milk 牛奶(5)
monkey 猴子(2)
mother 母亲(3)

N

new 新的(1)
night 夜, 晚上(3)
nurse 护士(1)

P

panda 熊猫(2)
pie 馅饼(5)
play basketball 打篮球(6)
play football 踢足球(6)
pupil 小学生(1)
put on 穿上(4)

R

ready 准备好的, 预备的(6)
run 跑, 奔跑(6)

S

scarf 围巾(4)
school 学校(3)
see 看见, 看到(2)
she 她(1)

she's = she is 她是(1)
ship 轮船(2)
shirt 衬衫(4)
sister 姐姐、妹妹(3)
skirt 裙子(4)
small 小的(4)
some 一些(5)
start 开始(6)
sweater 毛衣(4)

T

tea 茶; 茶点(5)
teacher 教师(1)
the 某个(1)
then 那么; 那时(4)
thirsty 口渴的(5)
thirteen 13(6)
time 时间(3)
time for bed 该睡觉了(3)

time for rest 该休息了(5)
time for tea 茶点时间(5)
too 也, 太(4)
toy 玩具(2)
train 火车(2)
try on 试穿(4)
T-shirt 体恤衫(4)
twelve 12(6)

U

uncle 叔父, 舅父, 叔叔(2)

W

water 水(5)
we 我们(6)
What do you like? 你想要什么?(5)
who 谁(1)
woman 女人(1)

Children's Garden

Song time


1. Let's sing and do

Fly Your Kite

1=C 2/4

$\underline{1} \quad \underline{1} \quad | \quad \underline{1} \quad \underline{2} \quad \underline{2} \quad \underline{3} \quad \underline{3} \quad | \quad \underline{3} \quad \underline{2} \quad \underline{2} \quad \underline{3} \quad \underline{4} \quad | \quad 5 \quad \underline{5} \quad \underline{5} \quad |$
 Fly, fly, fly your kite, fly your kite, oh yes!
 Drive, drive, drive your bus, drive your bus, oh yes!

$\underline{1} \quad \underline{1} \quad \underline{1} \quad \underline{5} \quad \underline{5} \quad \underline{5} \quad | \quad \underline{3} \quad \underline{3} \quad \underline{3} \quad \underline{1} \quad \underline{1} \quad \underline{1} \quad | \quad \underline{5} \quad \underline{4} \quad \underline{4} \quad \underline{3} \quad \underline{2} \quad | \quad 1 \quad \underline{1} \quad \underline{1} \quad ||$
 Merrily! Merrily! Merrily! Merrily! Fly your kite, oh yes!
 Merrily! Merrily! Merrily! Merrily! Drive your bus, oh yes!



2. Let's sing and show

Polly Is Wearing a Blue Dress

$\overset{1=F}{3} \overset{2/4}{2}$ $\overset{1}{1} \overset{2}{2} \overset{2}{2}$ | $\overset{3}{3} \overset{3}{3}$ 3 | $\overset{2}{2} \overset{2}{2}$ 2 | $\overset{3}{3} \overset{5}{5}$ 5 |
 Polly's wearing a blue dress, blue dress, blue dress.
 Billy's wearing a red cap, red cap, red cap.

$\overset{3}{3} \overset{2}{2}$ $\overset{1}{1} \overset{2}{2} \overset{2}{2}$ | $\overset{3}{3} \overset{3}{3}$ 3 | $\overset{2}{2} \overset{2}{2}$ $\overset{3}{3} \overset{2}{2}$ | 1 - ||
 Polly's wearing a blue dress all day long.
 Billy's wearing a red cap all day long.



Play time

1. Let's say and play



Jack, Jack, pump the water!

Jack, Jack, pump the water!

Jack, Jack, pump the water!

Pump the water, Jack!

Jack, Jack, jump the water!

Jack, Jack, jump the water!

Jack, Jack, jump the water!

Jump the water, Jack!



2. Let's chant and count




Water and juice,

Cake and milk,

How many boys (girls)

Want to have the pies?

One, two, three, four... fifteen.



One, two, three,
four, ...

Hop! Hop!
Hop! Hop!



Story time

1. Let's listen and enjoy

The Mouse Family



Father Mouse is hungry. He's sliding down.

I'm hungry. Wow, cakes, pies, eggs and milk! Oh, I like them all.




Come on, dear!
Come here.



Mother Mouse is hungry. She's sliding down.

I'm hungry. Wow, cakes, pies, eggs and milk!
Yummy! Yummy!




Come on, kids!
Come here.






Baby Mice are hungry. They're sliding down.



Now, Father Mouse, Mother Mouse and Baby Mice all are in the basket, eating, laughing and jumping.






Suddenly, the basket fell down into a bucket.



Now all the mice are having a bath.



2. Let's act out the story