



义务教育教科书

英语 English

三年级起点

三年级
上册



 译林出版社

义务教育教科书

英语

English

三年级起点

三年级
上册



译林出版社

© Writing Group of *English*, Oxford University Press (China) Limited and Yilin Press 2012
“Oxford” is a registered trademark of Oxford University Press

© 《英语》编写组、牛津大学出版社(中国)有限公司和译林出版社 2012
Oxford 为牛津大学出版社的注册商标

版权所有。未经版权所有人书面许可,不得在任何地区以任何形式、任何媒介、任何文字翻印、仿制或转载本书的内容、文字或图片。

英语 (三年级上册)

中方主编 何 锋 齐 迅
英方主编 牛津大学出版社(中国)有限公司英语教材编写委员会
副 主 编 许以达 赵雪如 沈 峰
编 者 欧阳旭 李 娜 魏 惠 张海燕 袁 峥 胡 迪
歌曲创作 官思渡
责任编辑 季 钰 欧阳旭
装帧设计 牛津大学出版社(中国)有限公司设计部
插 图 石 慧 高文浩

出 版 译林出版社
地 址 南京市湖南路 1 号 A 楼
邮 箱 jiaocai@yilin.com
教材热线 025-83658349, 83672889
重 印 江苏凤凰出版传媒股份有限公司
发 行 江苏凤凰出版传媒股份有限公司
印 刷 江苏凤凰新华印务有限公司
开 本 787 毫米×1092 毫米 1/16
印 张 4.5
版 次 2012 年 6 月第 2 版 2019 年 6 月第 8 次印刷
标准书号 ISBN 978-7-5447-2948-2
定 价 4.84 元

版权所有·侵权必究

如发现印、装质量问题,请与凤凰传媒联系。电话:800-828-1132 (固话拨打)



编者的话



亲爱的同学们：

你们好。欢迎来到英语乐园。

在小学《英语》三年级上册里，你们将会结识很多新朋友。他们是Miss Li 和她的学生Mike、Wang Bing、Liu Tao、Yang Ling、Su Hai等小朋友。你们将和他们一起快乐地学习。你们还会结识Bobby、Sam等卡通朋友，分享他们的快乐。

在这本书里，你们将与这些小朋友一起上课，一起欣赏照片，一起观看魔术表演，一起参加野餐活动。你们还将与卡通朋友们一起捉迷藏，一起买彩蛋，一起参加生日聚会。

你们将学会用英语向别人打招呼、告别和询问，介绍自己的朋友和家人，赞美和感谢别人，表达节日的问候。你们将学会认读和书写26个英文字母。你们将会认读一些英语单词，它们是有关家人、朋友、服装、颜色、食品、玩具等方面的。

在学习的过程中，你们将欣赏到活泼生动的插图，参与丰富多样的游戏和活动，演唱好听的歌曲和歌谣。

同学们，让我们一起感受学习英语的乐趣吧！


2012年5月

Characters

Sam



Helen



Yang Ling



Bobby




Mike



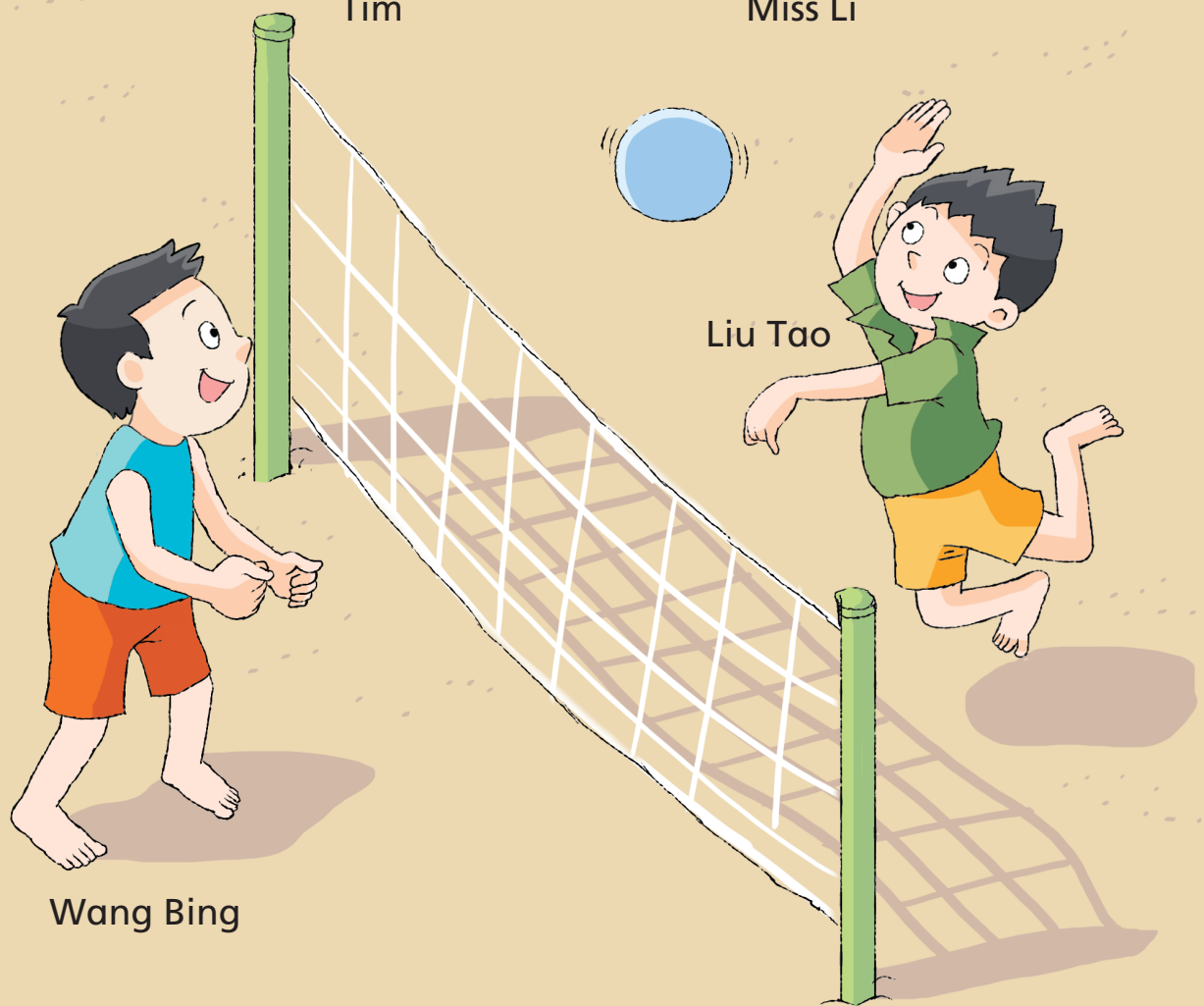
Su Hai





Tim

Miss Li



Liu Tao

Wang Bing



Contents

Unit 1

Hello! 6

Unit 2

I'm Liu Tao 12

Unit 3

My friends 18

Unit 4

My family 24

Project 1

My family and friends 30

Unit 5

Look at me! 32

Unit 6

Colours 38

Unit 7

Would you like a pie? 44

Unit 8

Happy New Year! 50

Project 2

A puppet show 56

Learning tips 58

The English alphabet 60

Word lists 62



Unit 1 Hello!



Story time



1

Good morning,
Miss Li.



Good morning, Mike.

2

Hi.

Hi, Mike.




3

Hello.

Hello, Mike.



4



Good afternoon,
class.

Good afternoon,
Miss Li.



Fun time

Play and say






Cartoon time



1

Good morning.



2

Good morning, Sam.



3


Good morning.



4

Hi, I'm Bobby.

Hi, I'm Sam.





Letter time



A a

B b

C c

D d



A a A a B b B b C c C c D d D d



Song time




Good morning



$1 = {}^bB \frac{3}{4}$

1 1 1 | 3 3 3 | 5 • 5 $\dot{1}$ | 5 - - |
Good mor- ning. Good mor- ning. Mor- ning, my dear.

3 $\dot{1}$ 5 | 5 $\dot{1}$ 5 | 3 • 3 2 | 1 - - :||
Good mor- ning. Good mor- ning. Mor- ning, my dear.



Checkout time

Listen and respond 

1



2



3



4



How many stars can you get?
See page 58.

Tip

Ticking time

I can say “hi”, “hello”, “good morning” and “good afternoon”.

I can say and write the letters “A”, “B”, “C” and “D”.





Story time



1




2

Hi, Mike.

Hi. Are you Su Hai?

Yes, I am.



3

Good morning, Mike.


Good morning.



4

Are you Wang Bing?

No, I'm not. I'm Liu Tao.







Fun time

Guess and say

1



2



3






Cartoon time



1



2



3



4



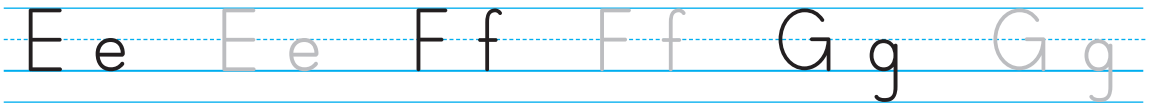
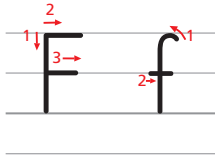
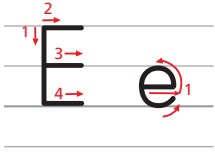


Letter time



Read these letters
aloud. **See page 58.**

Tip



Rhyme time



Are you Mike?

Hi. Hi. Are you Mike?

Yes. Yes. You're right.

Hi. Hi. Are you Moe?

No. No. I'm Joe.





Checkout time

Look and say

1

Are you Liu Tao?



2

...



3

Are you Yang Ling?



4

...



Ticking time

I can say "I'm ..."

I can ask and answer "Yes/No" questions.

I can say and write the letters "E", "F" and "G".





Story time



1



2



3



4






Fun time

Make and say

1



2



3



4



She's ...
She's my friend.
He's ...
He's my friend too.





Cartoon time



1



2

Hi, Bobby.

Hi, Tina.



3

This is Tina.
She's my sister.



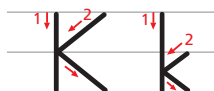
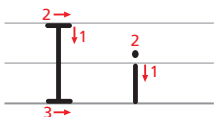
4

Hi, I'm Sam.





Letter time



Song time



Sing the song with your friends! See page 58.

Tip

1=F $\frac{2}{4}$

Goodbye

5̣ 1 2 | 3 3 | 2 1 6̣ | 5̣ - |
Good-bye, Miss Li. Good-bye, my friends.

5̣ 1 2 | 3 3 | 2 2 1 | 2 - |
Good-bye, Miss Li. See you next time.

1 2 3 | 4 4 | 3 2 1 | 6̣ - |
Good-bye, Miss Li. Good-bye, my friends.


5̣ 1 2 | 3 3 | 2 3 2 | 1 - :||
Good-bye, Miss Li. See you next time.





Checkout time

Point and say



Ticking time



I can talk about my friends.

I can use “**he**” and “**she**”.

I can say and write the letters “**H**”, “**I**”,
“**J**” and “**K**”.



Unit

4


My family



Story time



This is my family.



father



mother



brother



This is my father.



This is my mother.



This is Tim.
He's my brother.

This is Helen.
She's my sister.



This is me!



sister



grandpa



grandma



Fun time

Point and say

1



2



3



4



Cartoon time


1



2



3



4



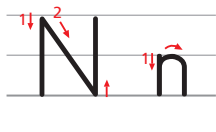
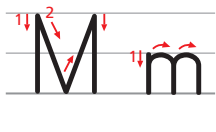
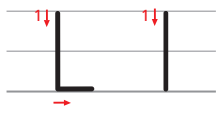


Letter time



Find these letters in this unit. See page 58.

Tip



Song time



Family song



$1 = {}^b B \frac{3}{4}$

5 3 - | 3 1 - | 1 3 . 6 | 5 3 - | 4 2 - |

Fa- ther, mo- ther, bro- ther and sis- ter. They

2 7 - | 7 2 . 5 | 4 2 - | 5 3 - | 3 1 - |

all live to- ge- ther. Fa- ther, mo- ther,

1 3 . 6 | 5 3 - | 4 2 - | 7 5 - | 5 4 2 |

bro- ther and sis- ter. They all love one an-

2 1 - :||

oth- er.







Checkout time

Listen and number 


a



b




c



d



e



f



Ticking time

I can talk about my family.

I can say and write the letters "L", "M" and "N".





Project 1

My family and friends




Draw your family on page 67. Then cut out the flower.



Talk about your family.

Hello. I'm Alice. This is my father. This is my mother. This is me.




Good morning. I'm Tom. This is my father. This is my mother. This is me.






Write your friends' names on the leaves.



Talk about your friends.



Hi. I'm Tom. This is Alice. She's my friend.
This is Paul. He's my friend too.



Story time



1

Look at my T-shirt.



2

Look at my skirt.



a T-shirt



a skirt

3

Look at my cap.

It's great.

How do we give praise?
See page 59.

Tip

4

Look at me!

Great!



a cap



a jacket



Fun time

Make and say

1



2



Look at my T-shirt.



Look at my skirt.

Great!



Cartoon time

1

Look at my new skirt.




2

Look at my new T-shirt.




3

What colour is my T-shirt?




4

It's ... red.



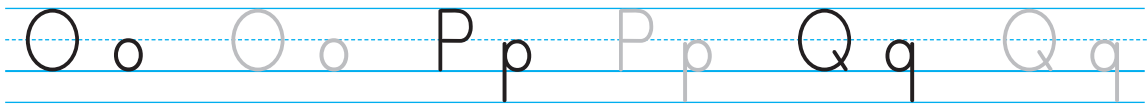
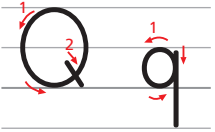
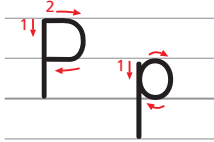
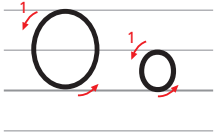
5

Red?





Letter time



Rhyme time



Nice clothes

Look at my skirt.



Look at my T-shirt.



Look at my cap and my jacket.



They all look great!





Checkout time

Look and say


1

Look at my ...



2

Look at my ...



3

Look at my ...



4

Look at my ...



Ticking time

I can talk about clothes.

I can use “**nice**” and “**great**” to give praise.

I can say and write the letters “**O**”, “**P**” and “**Q**”.





Story time



1

Look at my skirt. It's orange.



2

What colour is my skirt now?



It's green.



black



blue



brown



green

3



orange



red



white



yellow



Fun time

Play and say



What colour is this T-shirt?

It's red.





Cartoon time



Enjoy the story.
See page 59.

Tip

1

Good morning.



2

Would you like an egg?



3

What colour?



4

Red, blue, green, brown,
orange or yellow?





Letter time



R r

S s

T t



R r R r S s S s T t T t



Song time



Colour song

$1 = {}^b E \frac{2}{4}$

1 1 1

Who is wea- ring

Who is wea- ring

7 7 6

yel-low to- day?

red to- day?

2 5 6 7

yel- low to-

red to-

5 5 3 1

yel-low to- day,

red to- day,

1 1 1

Who is wea- ring yel-low to- day,

Who is wea- ring red to- day,

1 - :||

day?

day?

2 2 2

yel-low to- day,

red to- day,

5 5 3 1

yel-low to- day,

red to- day,

2 3

yel-low to- day,

red to- day,

5 5 3 1

yel-low to- day,

red to- day,

1 - :||

day?

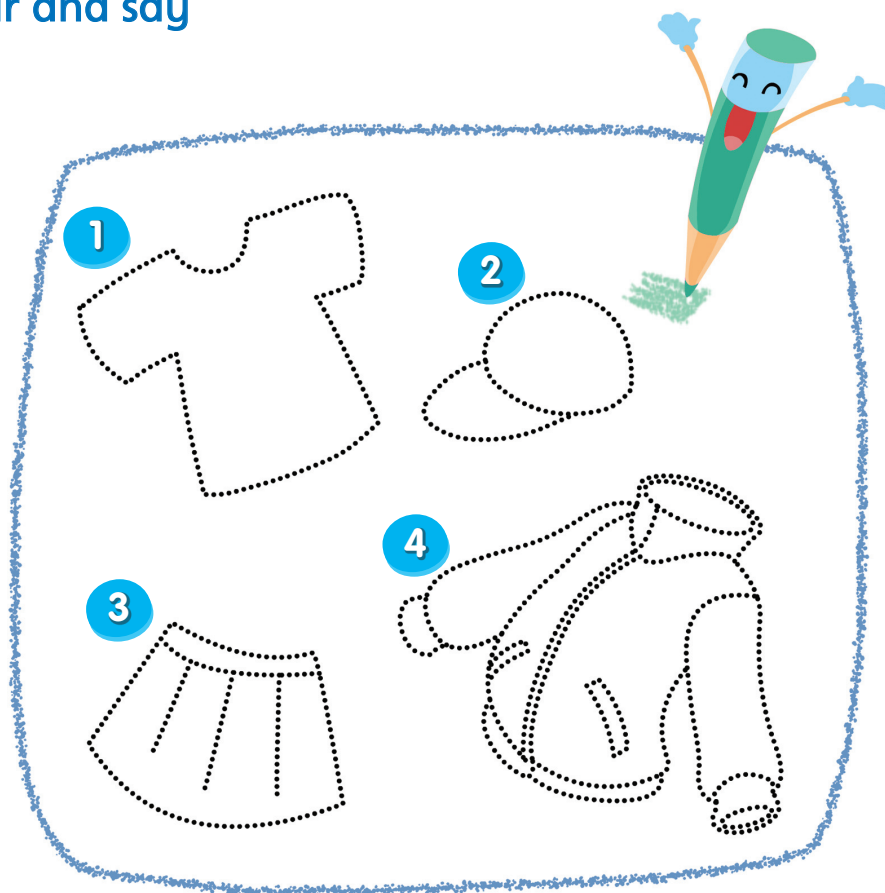
day?





Checkout time

Colour and say



This is ...
It's ...



Ticking time

I can talk about colours.

I can say and write the letters "R", "S"
and "T".





1

This is my sister Helen.

Hi!

Nice to meet you, Helen.



an ice cream



an egg



a cake

2

Would you like a pie?


No, thank you.



3

What about a cake?

Yes, please.



a sweet



a pie



a hot dog



Fun time

Make and act

1



2

Would you like a cake?

Yes, please.



3

Would you like
a hot dog?

No, thank you.




4

What about
an ice cream?

Yes, please.



Cartoon time





Letter time



U u

V v

W w



U u U u V v V v W w W w



Rhyme time



Learn the rhyme by heart. See page 59.

Tip

For you and me

A cake, a pie

I can see.

A cake, a pie



For you and me.

An egg, an ice cream

I can see.

An egg, an ice cream

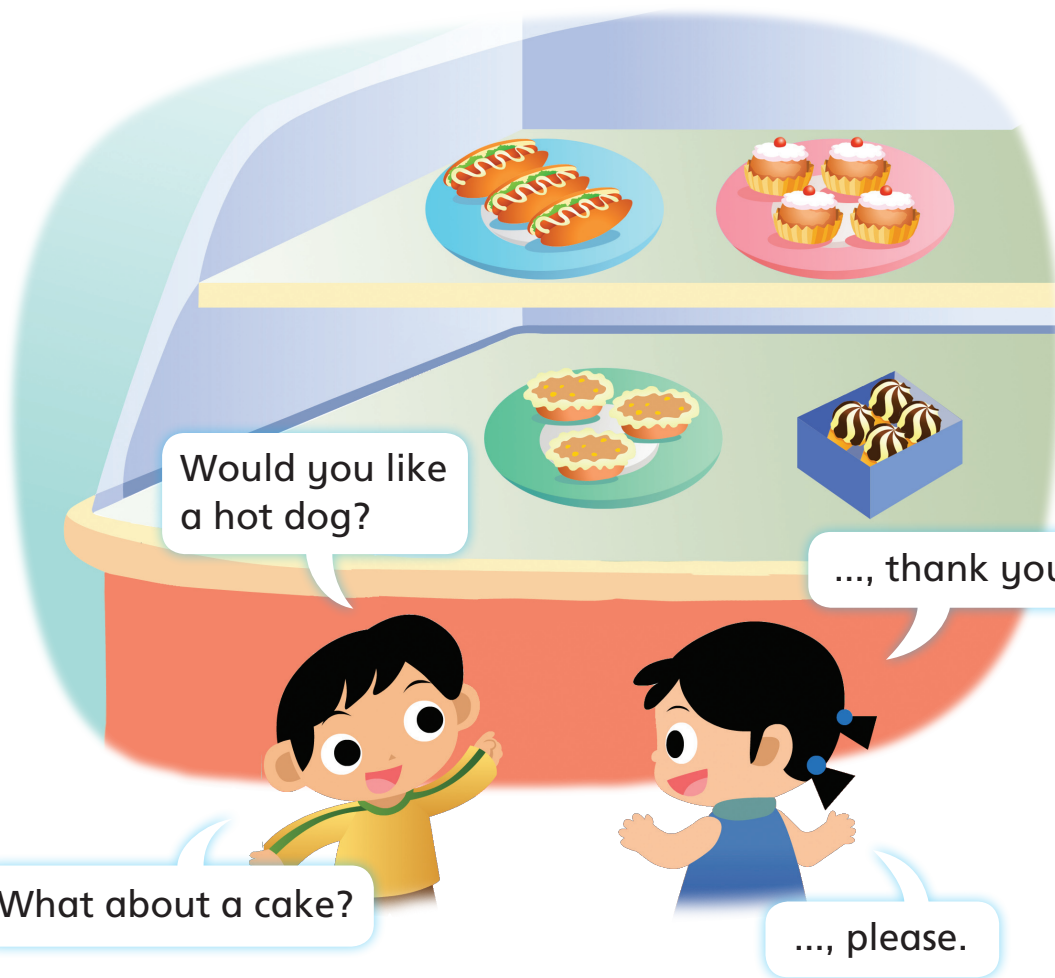
For you and me.





Checkout time

Look and say



Ticking time



I can offer people food.

I can use “No, thank you.” and “Yes, please.”

I can say and write the letters “U”, “V” and “W”.





Story time




Holiday greetings.

See page 59.

Tip

1



Happy New Year, Uncle John!

Happy New Year!

2

This is for you, Helen.




Thank you, Uncle John!

3

What's this?

It's a doll.



How nice!



a doll



a ball



a CD

4


This is for you, Mike.



5


What's that?

It's a ball.




6

What's this?



a car



a robot



Fun time

Guess and say

1



2



3





Cartoon time



1

Happy Birthday, Bobby!
This is for you.

Thank you.



2

What's this?

It's a toy car.



3

How nice! Thank you!



4

What's this?



5

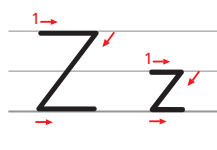
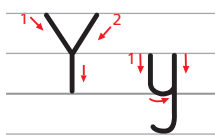
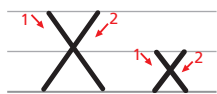
Ah!

Ha! Ha!





Letter time



Song time



Happy New Year!



1=F $\frac{3}{4}$

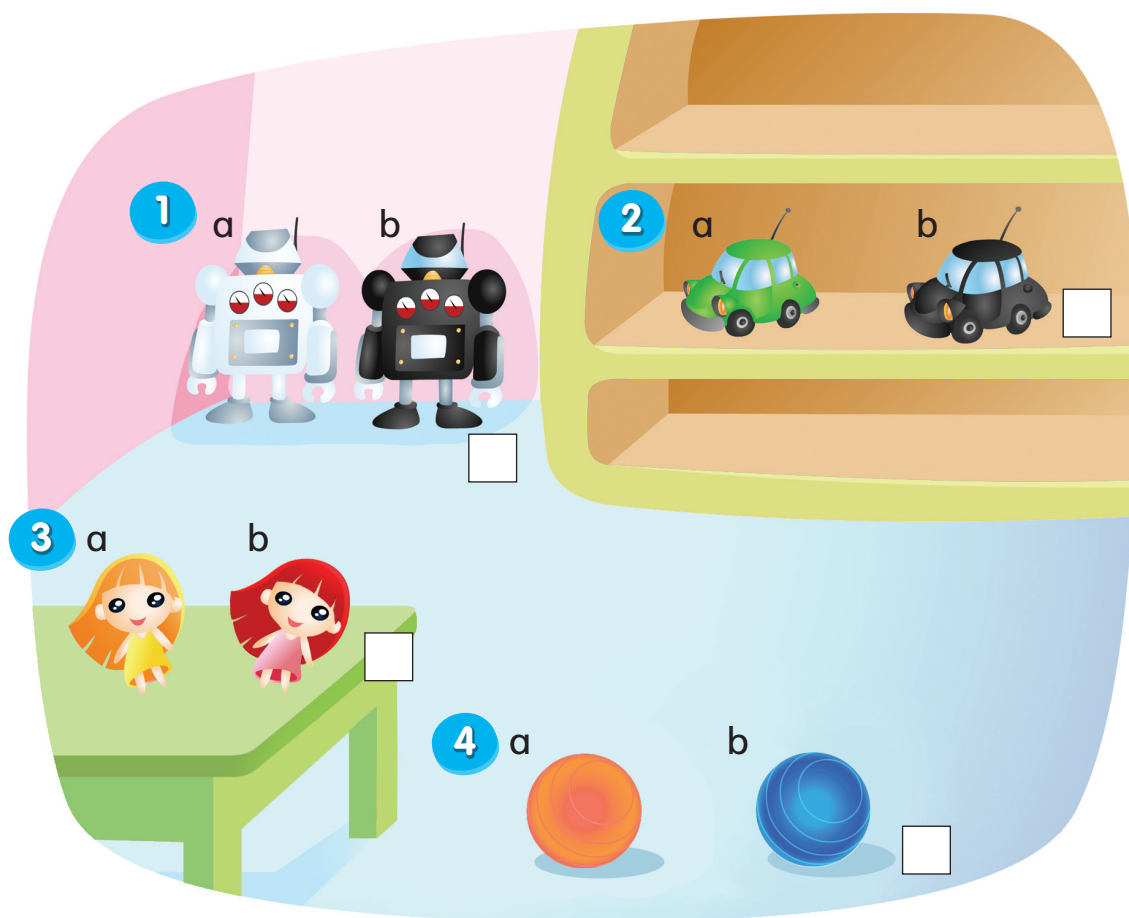
1	1	1	5	3	3	3	1	
Hap-	py	New	Year!	Hap-	py	New	Year!	
1	3	5	5	4	3	2	-	
Hap-	py	New	Year	to	you	all!		
2	3	4	4	3	2	3	1	
We	are	sing-	ing.	We	are	danc-	ing.	
1	3	2	5	7	2	1	-	:
Hap-	py	New	Year	to	you	all!		





Checkout time

Listen and choose



Ticking time

I can use “**what**” to ask about things.

I can say “**Thank you.**” when someone gives me a present.

I can say and write the letters “**X**”, “**Y**” and “**Z**”.



Project 2 A puppet show

A Draw your puppet on page 69. Colour it and cut it out.
Glue it on a stick.



B Write about your puppet. Tick (✓) the boxes.

Name: Jack

My puppet is a ☐  boy / ☐  girl.

Clothes	Colour
<input type="checkbox"/> T-shirt	
<input type="checkbox"/> skirt	
<input type="checkbox"/> cap	
<input type="checkbox"/> jacket	



Give a puppet show.



Hello! I'm Jack. Look at my T-shirt. It's yellow.



Choose a scene and give a puppet show in pairs.



☐ at home



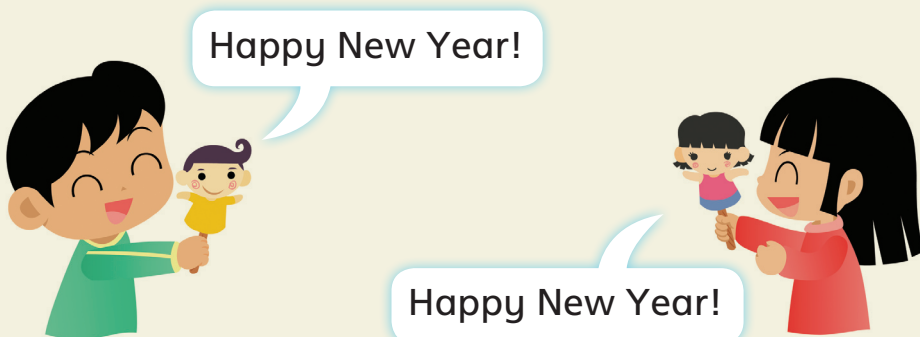
☐ in a classroom



☐ on a picnic



☒ at a New Year's party



Learning tips

Unit 1

How many stars can you get?

你能得到几颗星?

这个自评框可以告诉我们在本单元学到的新本领。看看我们能得到几颗星。



Unit 2

Read these letters aloud.

大声朗读这些字母。

在学习字母时，我们先要仔细听读音，然后跟着老师或录音大声朗读。



Unit 3

Sing the song with your friends!

和朋友们一起唱这首歌曲吧!

学唱英文歌曲可以使我们心情愉快，还可以帮助我们记住所学的内容。



Unit 4

Find these letters in this unit.

在本单元里找出这些字母。

在单元里找出新学的字母，并做上记号。这种方法可以帮助我们复习巩固所学的字母。



Unit 5

How do we give praise?

如何赞扬?

当我们赞扬和夸奖时，可以说“Great!”、“How nice!”等。如果你发现值得赞扬和夸奖的人或事物，就说这些话吧！



Unit 6

Enjoy the story.

赏读故事。

看看插图，听听录音，读读对话，享受阅读故事的乐趣吧！



Unit 7

Learn the rhyme by heart.

背诵这首歌谣。

背诵歌谣可以让我们感受到英文的韵律美，也可以培养我们的语感。



Unit 8


Holiday greetings.

节日问候。

用英语向他人表达节日问候，可以让我们感受到学习英语的乐趣和成就。



The English alphabet



A a

B b

C c

D d

E e

F f

G g

H h

I i

J j

K k

L l

M m

A a

B b

C c

D d

E e

F f

G g

H h

I i

J j

K k

L l

M m

N n

O o

P p

Q q

R r

S s

T t

U u

V v

W w

X x

Y y

Z z

N n

O o

P p

Q q

R r

S s

T t

U u

V v

W w

X x

Y y

Z z

The alphabet song

1=C $\frac{2}{4}$

1	1		5	5		6	6		5	—	
A	B		C	D		E	F		G,		
4	4		3	3		2	2		1	—	
H	I		J	K		L	M		N,		
5	5		4	—		3	3		2	—	
O	P		Q			R	S		T,		
5	5		4	—		3	3		2	—	
U	V		W			X	Y		Z,		
1	3		5	—		6	$\dot{1}$		5	—	
X	Y		Z,			now	you		see,		
4	4		3	3		2	2		1	—	:
I	can		say	my		A	B		C.		



Word lists

(I)

★ Unit 1

Hello! 你好!

Good morning. 早上好。

Miss 小姐

Hi. 你好。

Good afternoon. 下午好。

class 同学们

I 我

I'm = I am

★ Unit 2

are 是

you 你

yes 是; 对

am 是

no 不; 不是; 没有

not 不; 没有

Goodbye. 再见。

★ Unit 3

my 我的

friend 朋友

she 她

she's = she is

he 他

he's = he is

too 也

this 这; 这个

is 是

sister 姐姐; 妹妹

★ Unit 4

family 家; 家庭

father 父亲; 爸爸

mother 母亲; 妈妈

brother 哥哥; 弟弟

me 我

grandpa 祖父; 外祖父

grandma 祖母; 外祖母

Good evening. 晚上好。

★ Unit 5

look at 看; 瞧

T-shirt T 恤衫

it 它

it's = it is

nice 好看的; 好的

skirt 裙子

How nice! 真好看!

cap 便帽; 帽子

great 好极了; 很好

jacket 夹克衫

new 新的

What colour ...?

……是什么颜色的?

red 红色的

★ Unit 6

colour 颜色

orange 橙色的

now 现在; 目前

green 绿色的

and 和; 与; 又

yellow 黄色的

black 黑色的

blue 蓝色的

brown 棕色的

white 白色的

Would you like ...?

你想要……吗?

an 一个

egg 蛋; 鸡蛋

Yes, please. 好的, 太感谢了。

or 或; 还是

★ Unit 7

a 一个

pie 馅饼; 派

Nice to meet you.

很高兴认识你。

No, thank you. 不, 谢谢你。

What about ...? ……怎么样?

cake 蛋糕; 糕饼

ice cream 冰淇淋

sweet 糖果

hot dog 热狗

look 看; 瞧

what 什么

what's = what is

Unit 8

Happy New Year! 新年快乐!

uncle 叔父; 伯父; 舅父;

姑父; 姨父

This is for you. 这是给你的。

doll 玩具娃娃

that 那; 那个

ball 球

robot 机器人

CD 光盘

car 小汽车; 轿车

Happy Birthday! 生日快乐!

toy 玩具

ah 啊

ha 哈

(II)

注: 括号中的数字为该词条在本册书中首次出现时的单元数。

A

a 一个	(7)
ah 啊	(8)
am 是	(2)
an 一个	(6)
and 和; 与; 又	(6)
are 是	(2)

B

ball 球	(8)
black 黑色的	(6)
blue 蓝色的	(6)
brother 哥哥; 弟弟	(4)
brown 棕色的	(6)

C

cake 蛋糕; 糕饼	(7)
cap 便帽; 帽子	(5)
car 小汽车; 轿车	(8)
CD 光盘	(8)
class 同学们	(1)
colour 颜色	(6)

D

doll 玩具娃娃	(8)
-----------	-----

E

egg 蛋; 鸡蛋	(6)
-----------	-----

F

family 家; 家庭	(4)
father 父亲; 爸爸	(4)
friend 朋友	(3)

G

Good afternoon. 下午好。	(1)
Goodbye. 再见。	(2)
Good evening. 晚上好。	(4)
Good morning. 早上好。	(1)
grandma 祖母; 外祖母	(4)
grandpa 祖父; 外祖父	(4)
great 好极了; 很好	(5)
green 绿色的	(6)

H

ha 哈	(8)
Happy Birthday! 生日快乐!	(8)
Happy New Year! 新年快乐!	(8)
he 他	(3)
Hello! 你好!	(1)
Hi. 你好。	(1)
hot dog 热狗	(7)
How nice! 真好看!	(5)

I

I 我	(1)
ice cream 冰淇淋	(7)
is 是	(3)
it 它	(5)

J

jacket 夹克衫 (5)

L

look 看; 瞧 (7)

look at 看; 瞧 (5)

M

me 我 (4)

Miss 小姐 (1)

mother 母亲; 妈妈 (4)

my 我的 (3)

N

new 新的 (5)

nice 好看的; 好的 (5)

Nice to meet you.
很高兴认识你。 (7)

no 不; 不是; 没有 (2)

No, thank you. 不, 谢谢你。 (7)

not 不; 没有 (2)

now 现在; 目前 (6)

O

or 或; 还是 (6)

orange 橙色的 (6)

P

pie 馅饼; 派 (7)

R

red 红色的 (5)

robot 机器人 (8)

S

she 她 (3)

sister 姐姐; 妹妹 (3)

skirt 裙子 (5)

sweet 糖果 (7)

T

that 那; 那个 (8)

this 这; 这个 (3)

This is for you. 这是给你的。 (8)

too 也 (3)

toy 玩具 (8)

T-shirt T 恤衫 (5)

U

uncle 叔父; 伯父; 舅父; 姑父;
姨父 (8)

W

what 什么 (7)

What about ...? ……怎么样? (7)

What colour ...?
……是什么颜色的? (5)

white 白色的 (6)

Would you like ...?
你想要……吗? (6)


Y

yellow 黄色的 (6)


yes 是; 对 (2)

Yes, please. 好的, 太感谢了。 (6)

you 你 (2)



Draw your puppet here.

A large, empty rectangular box with a thin blue border, intended for drawing a puppet.



绿色印刷产品

ISBN 978-7-5447-2948-2



9 787544 729482 >

定价：4.59 元

审批号：苏费核(2017 年秋季)第 0063 号 举报电话：12358