



绿色印刷产品



批准文号：湘发改价费〔2017〕343号

ISBN 978-7-5358-8135-9



9 787535 881359 >

定价：6.92元

义务教育教科书

英语

(三年级起点)  
三年级上册

湖南少年儿童出版社  
HUNAN JUVENILE & CHILDREN'S PUBLISHING HOUSE



义务教育教科书

# 英语

## English

(三年级起点)

三年级 上册



湖南少年儿童出版社  
HUNAN JUVENILE & CHILDREN'S PUBLISHING HOUSE

义 务 教 育 教 科 书

# 英 语

English

（三年级起点）

三 年 级 上 册

主编：白解红



湖南少年儿童出版社

图书在版编目(CIP)数据

英语·三年级·上册 / 白解红主编. —2 版. —长沙: 湖南少年儿童出版社, 2012. 9 (2021. 6 重印)  
义务教育教科书  
ISBN 978-7-5358-8135-9

I. ①英… II. ①白… III. ①英语课—小学—教材  
IV. ①G624. 311

中国版本图书馆 CIP 数据核字(2012)第 103571 号

义务教育教科书

英语

三年级 上册

湖南少年儿童出版社 合作编写  
新加坡思达出版有限公司

湖南少年儿童出版社出版

(湖南省长沙市晚报大道 89 号 邮编: 410016)

湖南出版中心重印

湖南省新华书店发行

湖南天闻新华印务有限公司印装

开本: 787 × 1092mm 1/16 印张: 5. 5

2003 年 7 月第 1 版 2021 年 6 月第 2 版第 10 次印刷

印数: 1—450 000 册

ISBN 978-7-5358-8135-9 定价: 6. 92 元

(2021 秋)

本书任何部分之文字及图片, 如未获得本社之书面同意, 不得以任何方式抄袭、节录或翻印

本版本只供在中华人民共和国内地销售

著作权所有, 请勿擅自用本书制作各类出版物, 违者必究。

如有质量问题, 影响阅读, 请与湖南出版中心联系调换。

联系电话: 0731—88388986 0731—88388987

主 编: 白解红

编写人员: 白解红 Pauline Ong Minnelli Seow Christopher S Ward 何高大 夏春娥  
刘建清 杜 娟 邓 立 欧阳胜美 张梅莲 刘佳明 田忠源

责任编辑: 刘思危 Loo Kim Fu 彭秀莉 黄 亮 刘 宁

美术编辑: Brenda Mathews

绘 画: 大黄蜂工作室

版式设计: 王丽琼 余育铨

封面设计: 赵 慧





# 给同学们的话



同学们，欢迎你们来到英语学习课堂！

在今后的时间里，你们将在老师的指导下，和课本中的Peter, Lingling, Mingming, Anne, Dongdong 等小朋友一起，当然，还有Tim和可爱的小恐龙Dino，逐步学会听、说简单的英语；学会和外国小朋友用英语说话，告诉他们关于你们的许多事情，了解外国小朋友的学习和生活情况。你们还将读到许多生动、有趣的英语故事，学会唱英语歌曲……渐渐地，你们就能用英语做很多事情了。

在本册课本中，同学们将系统地学习26个英文字母。老师会先教你们画字母、感受字母的形状，然后帮助你们在四线三格中学习书写英文字母，掌握正确的英文书写格式。

在本册课本中，同学们还将学习用英语进行日常问候、自我介绍，以及用英语表达常见的小动物和身边的学习用品等等。请同学们首先认真听课文中的小朋友在用英语说些什么，做些什么，然后努力学着说。


对教材中的每一个话题，我们都设计了有趣、好玩的课堂活动，希望同学们在开展这些活动的时候，运用所学到的表达方式，大胆地开口，勇敢地参与，积极地开动脑筋，感受学英语、用英语的快乐。

同学们，让我们一起进入英语学习的新天地吧！



你们的大朋友：小学《英语》教材编写组





My name

My class

My school

\_\_\_\_\_

\_\_\_\_\_

\_\_\_\_\_

# Contents

Unit 1	Hello! .....	1
Unit 2	Good morning. ....	5
Unit 3	What's your name? .....	9
<b>Let's Know More</b> .....		<b>13</b>
<b>Assessment I</b> .....		<b>14</b>
Unit 4	How old are you? .....	17
Unit 5	This is my family. ....	21
Unit 6	Who's he? .....	25
<b>Let's Know More</b> .....		<b>29</b>
<b>Assessment II</b> .....		<b>30</b>
Unit 7	It's a dog. ....	33
Unit 8	What's this? .....	37
Unit 9	It's a mouth. ....	41
<b>Let's Know More</b> .....		<b>45</b>
<b>Assessment III</b> .....		<b>46</b>

Unit 10 Touch your head. ....	49
Unit 11 I like the bird. ....	53
Unit 12 Happy birthday! ....	57
<b>Let's Know More</b> .....	<b>61</b>
<b>Assessment IV</b> .....	<b>62</b>
 <b>Word List I</b> .....	 <b>65</b>
<b>Word List II</b> .....	<b>68</b>
<b>Structures</b> .....	<b>72</b>
<b>Some Common Animals</b> .....	<b>78</b>
<b>Alphabet</b> .....	<b>80</b>
<b>Self-Assessment</b> .....	<b>82</b>





# Unit 1 Hello!

## A Let's Listen and Say

Hello, I'm Mingming.

Hello, I'm Anne.

Hi, I'm Peter.

Hello, I'm Lingling.

## B Let's Learn

Hello, I'm Mingming.



Hi, I'm Lingling.



## C Let's Act

1.

Hello, I'm Miss Li.



Hello, Miss Li.



2.

Hi, I'm Benny.



Hi, I'm Linda.





# D Let's Read



# E Let's Read and Draw

Aa



Anne



Bb



bag



Cc



cat





# F Let's Chant



We learn ABC.  
We say ABC.  
We sing ABC.  
We like ABC.



# G Let's Have Fun

Let's sing.

**Hello!**

$1=C \frac{2}{4}$

5 | 5 3 5 | 5 3 5 | 6 5 4 3 | 2. 4 |  
Hel - lo! Hel - lo! Hel - lo! How are you? I'm  
2. 4 | 2. 5 | 6 5 4 2 | 1 - :||  
fine. I'm fine. I hope that you are, too.




# Unit 2

## Good morning.


### A Let's Listen and Say



## B Let's Learn



## C Let's Act





## D Let's Read



## E Let's Read and Draw

**Dd**



**dog**



**Ee**



**egg**



**Ff**



**fish**



**Gg**



**goat**



## F Let's Chant



DE, DE, let me see.  
FG, FG, let me see.  
Let's say, DE, FG.



## G Let's Have Fun

Let's sing.

**Good Morning.**

$C = \frac{3}{4}$

5̣ 1 3 | 5̣ 1 - | 5̣ 1 3 | 5̣ 1 - |  
Good mor-ning to you. Good mor-ning to you.

5̣ 1 3 | 3 4 2 | 5̣ 1 3 | 5̣ 1 - |  
Good mor-ning, my tea-cher. Good mor-ning to you.

5̣ 1 3 | 5̣ 1 - | 5̣ 1 3 | 5̣ 1 - |  
Good mor-ning to you. Good mor-ning to you.

5̣ 1 3 | 3 4 2 | 6 5 2 | 3 4 - ||  
Good mor-ning, good mor-ning, good mor-ning to you!



# Unit 3

## What's your name?

### A Let's Listen and Say





**B****Let's Learn**

What's your name?




My name  
is Peter.

What's your name?



My name  
is Lingling.

**C****Let's Act**

## D Let's Read



## E Let's Read and Draw



hat



ice cream



juice



kite



## **F** Let's Chant




Let's say!  
H, I, J, K!  
Read and say!  
H, I, J, K!



## **G** Let's Have Fun

Make a card.


1. Cut a card.



2. Paste your photo.



3. Write your name.



4. Show your card and say "hello".





# Let's Know More

## Greetings



# Assessment I

## A Listen and number.

G B d



J D F



J b E



## B Listen and tick

1.



2.



3.



## **C** Read and circle.

1.

What's your name?



...

**A.** My name is Linda.

**B.** My name is Dino.

**C.** My name is Peter.

2.

Hello!



...

**A.** My name is John.

**B.** Thank you!

**C.** Hi!

3.

Good afternoon.



...

**A.** Goodbye.

**B.** Good afternoon.

**C.** Good morning.

4.

Good morning, class.



...

**A.** Goodbye, Miss Li.

**B.** Good morning, Miss Li.

**C.** Good afternoon, Miss Li.



## D I can do it!

Draw a 😊 if you can do it. Draw a ☹️ if you can't.

Example: Sing a song.



1. Say "Hello" to someone and tell your name.



Hello! I'm Dino.



2. Ask someone what his/her name is.

What's your name?



My name  
is Peter.



## E I like to do it!

Draw a 😊 if you like to do it. Draw a ☹️ if you don't.

1. Greet your teacher.

Good morning,  
Miss Li.



Good  
morning.




2. Sing the song *Good Morning*.



# Unit 4 How old are you?

## A Let's Listen and Say



**B****Let's Learn**

one



two



three



four



five



six



seven



eight



nine



ten

**C****Let's Act**

I'm nine.

How old are you, Dick?





## D Let's Read



## E Let's Read and Draw

Ll



lemon



Mm



milk



Nn



nose



Oo



orange



Pp



pen



## F Let's Chant



L, M, N, O, P,  
Read them after me.



L, M, N, O, P,  
These letters you can see.



## G Let's Have Fun

Let's say and act.

How old is Kate?  
She's eight.



How old is Ken?  
He's ten.



I don't know.

How about you?



# Unit 5


## This is my family.

### A Let's Listen and Say






## B Let's Learn



## C Let's Act



# D Let's Read



# E Let's Read and Draw

**Qq**



**queen**



**Rr**



**rice**



**Ss**



**sing**



**Tt**



**tea**



## F Let's Chant



What we see,  
Is A, B, C, D.  
What we read,  
Is M, N, O, P.  
What we write,  
Is Q, R, S, T.



## G Let's Have Fun

Let's do and say.





# Unit 6 Who's he?

## A Let's Listen and Say



## B Let's Learn



grandmother (grandma) grandfather (grandpa)

cousin

aunt

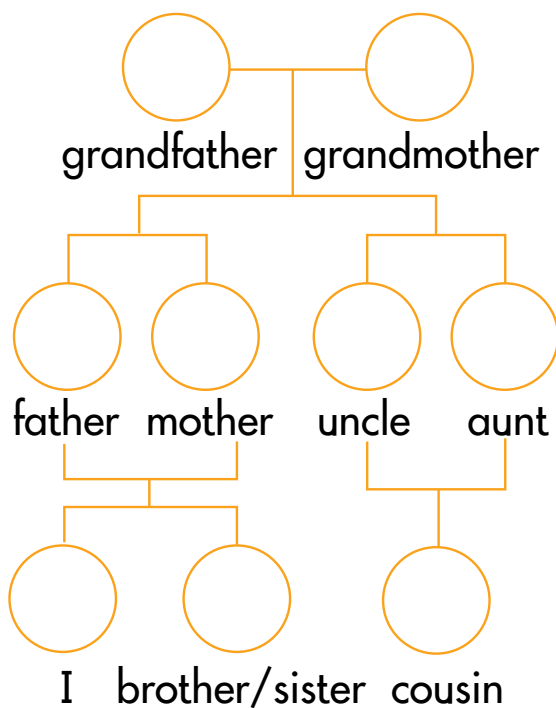
uncle

## C Let's Act



Who's he?

He's my uncle.



## D Let's Read



## E Let's Read and Draw



up



violin



watch



box



yellow



zoo





## F Let's Chant



Do our best.  
Try our best.  
Read our best.  
Write our best.  
Best, best, best,  
Never let it rest.



## G Let's Have Fun

Let's sing.

**I Can Sing My ABC.**

$1=C \frac{2}{4}$

1 1 | 5 5 | 6 6 | 5 - | 4 4 | 3 3 | 2 2 | 1 - |

A B C D E F G, H I J K L M N,

5 5 | 4 4 | 3 3 | 2 - | 5 - | 4 - | 3 3 | 2 - |

O P Q R S T U, V W X Y Z.

1 1 | 5 5 | 6 6 | 5 - |

Now you know your A B C,

4 4 | 3 3 | 2 2 | 1 - ||

every - body sings with me.



# Let's Know More



Show numbers with our fingers.

1.

What number is this?



It's four.



2.

Show me six this way.



And eight this way.



## American Sign Language



1



2



3



4



5



6



7



8



9



0

## Chinese Sign Language



1



2



3



4



5



6



7



8



9



0

## Assessment II

**A** Listen and tick ☒ or cross ☐. 

1.



2.



3.



4.



**B** Listen and write. 





# C Look and draw.



## D I can do it!

Draw a 😊 if you can do it. Draw a ☹️ if you can't.

Example: Sing a song.



1. Count from 1 to 10.



2. Say the letters.



## E I like to do it!

Draw a 😊 if you like to do it. Draw a ☹️ if you don't.

1. Show your family photo to your friends.



This is my family.



2. Sing the song *I Can Sing My ABC*.



# Unit 7 It's a dog.

## A Let's Listen and Say





**B****Let's Learn**

cat



cow



horse




dog



duck



hen

**C****Let's Act**

## D Let's Read

Squeak, squeak!



## E Let's Learn to Learn

1. Write a letter.

This is "d".



This is "o".



This is "g".



2. Draw a picture.



3. Put them together.



# F Let's Chant

**Aa**



I like a **cake**.  
I want a **cake**.  
I **make** a **cake**.  
I eat a **cake**.



# G Let's Have Fun

Let's sing.

## Old MacDonald

$1=G \frac{4}{4}$

1 1 1 5 | 6 6 5 - | 3 3 2 2 | 1 - 0 5 |  
Old Mac-Do-nald's got a farm, E- I- E- I- O. And  
1 1 1 5 | 6 6 5 - | 3 3 2 2 | 1 - 0 5 5 |  
on that farm he's got some cows, E- I- E- I- O. With a  
1 1 1 5 5 | 1 1 1 - | 1 1 1 1 1 1 |  
moo moo here, and a moo moo there. Here a moo, there a moo,  
1 1 1 1 1 1 | 1 1 1 5 | 6 6 5 - |  
e-ve-ry -where a moo moo. Old Mac-Do-nald's got a farm,  
3 3 2 2 | 1 - - - ||  
E- I- E- I- O!



$\frac{1}{3}$   $\frac{1}{2}$  Aa Aa Aa

$\frac{1}{2}$   $\frac{1}{2}$  Bb Bb Bb


$\frac{1}{2}$   $\frac{1}{2}$  Cc Cc Cc

$\frac{1}{2}$   $\frac{1}{2}$  Dd Dd Dd

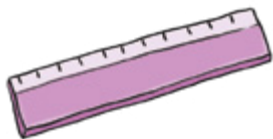


# Unit 8 What's this?

## A Let's Listen and Say



## B Let's Learn



ruler



pen



pencil




pencil-box



book


## C Let's Act



## D Let's Read



## E Let's Learn to Learn





# F Let's Chant

Aa


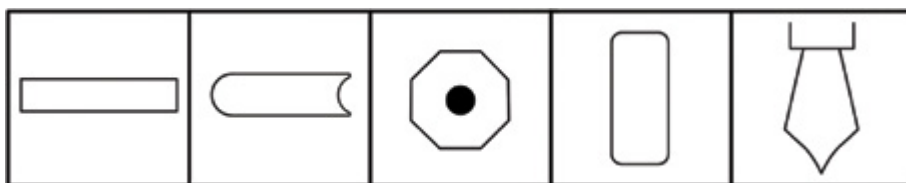



A **cat** and a **rat**.  
A **cap** and a **hat**.  
The **cat** likes the **hat**.  
The **rat** likes the **cap**.




# G Let's Have Fun

Match them.




# Unit 9 It's a mouth.


## A Let's Listen and Say



# B Let's Learn




# C Let's Act







# D Let's Read



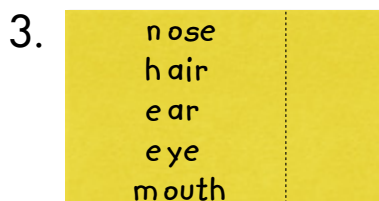
# E Let's Learn to Learn



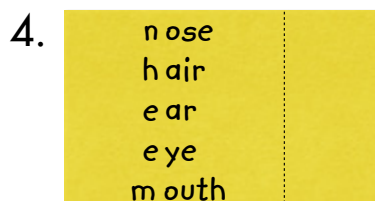
This is a card.




Do it this way.



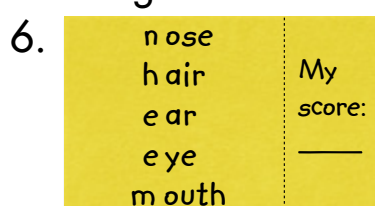
Write new words.



Try and read.



Try and read again.



What is your score?



# F Let's Chant



**Bb**



What's in the **b**ag?  
A **b**ook's in the **b**ag.  
What's in the **b**ook?  
A picture of a **b**ag.



# G Let's Have Fun



# Let's Know More



What can they do?

Look! The elephant  
eats leaves.



1.



Look at the baby kangaroo  
and the monkey!

2.





## Assessment III

**A** Listen and number. 



**B** Listen and match. 

1.



2.

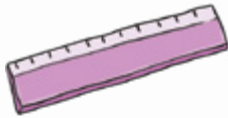


3.



## C Look and circle.

1.



A. a ruler

B. a pen

C. a book

2.



A. a hen

B. a cow

C. a duck

3.

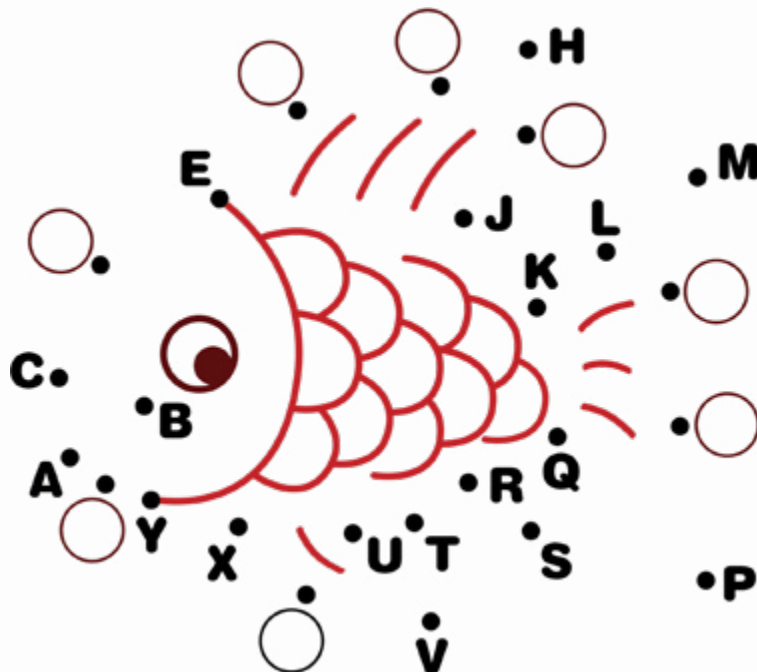


A. a nose

B. a mouth

C. an ear

## D Look, write and draw.



## E I can do it!

Draw a 😊 if you can do it. Draw a ☹️ if you can't.

1. Name some animals.

This is a duck.  
This is a hen.



2. Name things in your schoolbag.

A book, a  
pencil-box...



## F I like to do it!

Draw a 😊 if you like to do it. Draw a ☹️ if you don't.

1. Answer simple questions.

Is this a bird?

Yes, it is.



2. Sing the song *Old MacDonald*.






# Unit 10

## Touch your head.


**A**

**Let's Listen and Say**



# B

## Let's Learn




# C

## Let's Act




## D Let's Read



## E Let's Learn to Learn

Look at the boy:



What are they?



# F Let's Chant

Cc

Come Connie,  
Count the candles.  
Come Connie,  
Cut the cake.



# G Let's Have Fun

Let's sing.

## Body Song

$1=C\frac{4}{4}$

5 6 5 4 | 3 4 5 - | 2 3 4 - | 3 4 5 - |

Head, shoulders, knees and toes, knees and toes, knees and toes.

5 6 5 4 | 3 4 5 - | 2 2 5 5 | 3 1 - 0:||

Head, shoulders, knees and toes. Eyes and ears and mouth and nose.



M m M m M m M m

O o O o O o O o

Q q Q q Q q Q q



N n N n N n N n

P p P p P p P p

A


## Let's Listen and Say



**B****Let's Learn****C****Let's Act**




## D Let's Read



## E Let's Learn to Learn


Let's do it.

1.




Please draw.

2.



Cut them this way.

3.



Put them together.

4.



Oh, it's a panda!

# F Let's Chant

Dd



Good day, Dino!  
Good day, Dog!  
Good day, Duck!  
Good day, dear!



# G Let's Have Fun

Say and act.

You're a lion—roar, roar!  
You're a bird—tweet, tweet!  
You're a monkey—chatter, chatter!  
You're a cat—meow, meow!



<sup>1</sup>R<sup>2</sup> <sup>1</sup>r Rr Rr Rr

<sup>1</sup>T<sup>2</sup> <sup>1</sup>t Tt Tt Tt

<sup>1</sup>V<sup>2</sup> <sup>1</sup>v Vv Vv Vv


<sup>1</sup>S<sup>2</sup> <sup>1</sup>s Ss Ss Ss

<sup>1</sup>U<sup>2</sup> <sup>1</sup>u Uu Uu Uu

# Unit 12

## Happy birthday!

### A Let's Listen and Say





**B****Let's Learn**

birthday card



toy



birthday cake



picture



notebook

**C****Let's Act**

Here is a gift  
for you. Happy  
birthday!

Wow, it's a toy. Thank  
you very much.




## D Let's Read



## E Let's Learn to Learn


Let's work in groups.



# F Let's Chant

**Ee**

The **bee** sees me.  
And I **see** the **bee**.  
The **bee** likes me.  
And I like the **bee**.



# G Let's Have Fun

Let's sing.

**Happy Birthday to You!**

$1=C \frac{3}{4}$

5 5 | 6 5  $\dot{1}$  | 7 - 5 5 | 6 5  $\dot{2}$  |  $\dot{1}$  -

Hap-py birth-day to you! Hap-py birth-day to you!

5 5 |  $\dot{5}$   $\dot{3}$   $\dot{1}$  | 7 6 4 4 |  $\dot{3}$   $\dot{1}$   $\dot{2}$  |  $\dot{1}$  - 0: ||

Hap-py birth-day, my dear friend! Hap-py birth-day to you!



$\overset{1}{W} \overset{1}{w}$  Ww Ww Ww

$\overset{1}{X} \overset{2}{x}$  Xx Xx Xx

$\overset{1}{Y} \overset{2}{y}$  Yy Yy Yy

$\overset{1}{Z} \overset{1}{z}$  Zz Zz Zz



# Let's Know More



Happy birthday!

1.

Happy birthday,  
Jane. This is for you.

Thank you  
very much.



2.

Sure.

Can I open it?




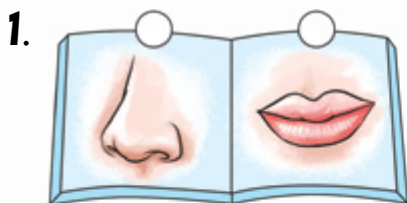
3.

Oh, it's nice.  
Thank you.



## Assessment IV


**A** Listen and tick ✓. 



**B** Listen and number. 



**C** Look and match.





## D I can do it!

Draw a 😊 if you can do it. Draw a ☹️ if you can't.

1. Name parts of your body.



This is my leg.



2. Tell people to act.



Raise your hands!



## E I like to do it!

Draw a 😊 if you like to do it. Draw a ☹️ if you don't.

1. Say "Happy birthday".

Happy birthday to you!



Thank you.



2. Sing the song *Body Song*.



# Word List I

## Unit 1

hello	你好
I	我
am	是
hi	嗨
Miss	小姐

## Unit 2

good	好的
morning	早上
class	班级; 全班
goodbye	再见
afternoon	下午

## Unit 3

what	什么
is	是
your	你的
name	名字
my	我的

## Unit 4

how	怎样
old	……岁的; 老的
are	是
you	你
one	一
two	二
three	三
four	四
five	五
six	六
seven	七
eight	八
nine	九
ten	十

## Unit 5

this	这个
family	家庭
father	爸爸

mother	妈妈
brother	哥哥; 弟弟
sister	姐姐; 妹妹

## Unit 6

who	谁
he	他
she	她
grandfather (grandpa)	爷爷; 外公
grandmother (grandma)	奶奶; 外婆
cousin	堂兄弟(姐妹); 表兄弟(姐妹)
aunt	伯母; 舅母; 婶婶; 姑姑; 姨
uncle	伯父; 舅舅; 叔叔; 姑父; 姨父

## Unit 7

it	它
----	---

a	一个
dog	狗
cow	奶牛
yes	是的
no	不
not	不; 不是; 没有
duck	鸭子
cat	猫
horse	马
hen	母鸡

## Unit 8

schoolbag	书包
pencil-box	文具盒
that	那个
pen	钢笔
how	多么
beautiful	美丽的; 漂亮的
ruler	尺子
pencil	铅笔
book	书



## Unit 9

mouth	嘴巴
sorry	对不起
know	知道
nose	鼻子
face	脸
hair	头发
ear	耳朵
eye	眼睛

## Unit 10

touch	摸; 接触
head	头
raise	举起
hand	手
leg	腿
arm	手臂
neck	颈; 脖子
body	身体
foot ( <i>pl.feet</i> )	脚

## Unit 11

like	喜欢
the	那个 (特指)
bird	鸟
monkey	猴子
all right	好的
lion	狮子
tiger	老虎
panda	熊猫
elephant	大象

## Unit 12

happy	快乐的
birthday	生日
gift	礼物
for	为了
love	爱
toy	玩具
card	卡片
cake	蛋糕
picture	图画; 图片
notebook	笔记本

# Word List II

(注: 黑体单词要求学生能听、说、认读; 白体单词只作听、说要求)

## Unit Page

### A

7	<b>a (an)</b>	一个	33
2	<b>afternoon</b>	下午	6
11	<b>all right</b>	好的	53
1	<b>am</b>	是	1
2	<b>are</b>	是	7
10	<b>arm</b>	手臂	50
6	<b>aunt</b>	伯母; 舅母; 婶婶; 姑姑; 姨	26

### B

8	<b>beautiful</b>	美丽的; 漂亮的	37
11	<b>bird</b>	鸟	53
12	<b>birthday</b>	生日	57
10	<b>body</b>	身体	50
8	<b>book</b>	书	38
5	<b>brother</b>	哥哥; 弟弟	21
8	<b>but</b>	但是	39

### C

12	<b>cake</b>	蛋糕	58
12	<b>card</b>	卡片	58

## Unit Page

7	<b>cat</b>	猫	34
2	<b>class</b>	班级; 全班	5
11	<b>come on</b>	快点; 赶快	55
6	<b>cousin</b>	堂兄弟(姐妹); 表兄弟(姐妹)	26
7	<b>cow</b>	奶牛	33

### D

1	<b>dinosaur</b>	恐龙	3
7	<b>dog</b>	狗	33
4	<b>doggie</b>	小狗	19
4	<b>don't=do not</b>		19
3	<b>down</b>	向下	10
7	<b>duck</b>	鸭子	33

### E

9	<b>ear</b>	耳朵	42
4	<b>eight</b>	八	17
10	<b>elephant</b>	大象	51
3	<b>English</b>	英语	11
9	<b>eye</b>	眼睛	42

### F

9	<b>face</b>	脸	42
---	-------------	---	----

## Unit Page

5	family	家庭	21
5	father	爸爸	21
4	five	五	18
10	follow	跟着	50
10	foot ( <i>pl. feet</i> )	脚	49
12	for	为了	57
4	four	四	18

## G

12	gift	礼物	57
2	good	好的	5
2	goodbye	再见	5
6	grandfather (grandpa)	爷爷; 外公	25
6	grandmother (grandma)	奶奶; 外婆	25
10	great	太好了; 好极了	51

## H

9	hair	头发	42
10	hand	手	49
12	happy	快乐的	57
4	he	他	19
4	he's=he is		19

## Unit Page

10	head	头	49
1	hello	你好	1
1	help	帮助; 救命	3
7	hen	母鸡	34
12	here	这里	57
1	hi	嗨	1
9	his	他的	43
7	horse	马	34
4	how	怎样; 多么	17

## I

1	I'm=I am		1
1	I	我	1
3	is	是	9
7	isn't=is not		33
7	it	它	33
7	it's=it is		33

## K

4	know	知道	19
---	------	----	----

## L

10	leg	腿	49
11	like	喜欢	53
11	lion	狮子	54



Unit		Page
12	little	小的 59
9	look	看 43
<b>12</b>	<b>love</b>	<b>爱 57</b>

## M

10	me	我 (宾格) 50
1	meet	遇见 3
11	milk	牛奶 55
<b>1</b>	<b>Miss</b>	<b>小姐 2</b>
<b>10</b>	<b>monkey</b>	<b>猴子 51</b>
<b>2</b>	<b>morning</b>	<b>早上 5</b>
<b>5</b>	<b>mother</b>	<b>妈妈 21</b>
7	mouse	老鼠 35
<b>9</b>	<b>mouth</b>	<b>嘴巴 41</b>
<b>3</b>	<b>my</b>	<b>我的 9</b>

## N

<b>3</b>	<b>name</b>	<b>名字 9</b>
<b>10</b>	<b>neck</b>	<b>颈; 脖子 50</b>
1	nice	好的 3
<b>4</b>	<b>nine</b>	<b>九 18</b>
<b>7</b>	<b>no</b>	<b>不 33</b>
<b>9</b>	<b>nose</b>	<b>鼻子 41</b>
<b>7</b>	<b>not</b>	<b>不; 不是; 没有 33</b>

Unit		Page
<b>12</b>	<b>notebook</b>	<b>笔记本 58</b>
9	now	现在 43

## O

<b>4</b>	<b>old</b>	<b>……岁的; 17</b> <b>老的</b>
<b>4</b>	<b>one</b>	<b>一 18</b>
10	out	在……外面; 50 出去; 出局

## P

<b>11</b>	<b>panda</b>	<b>熊猫 54</b>
<b>8</b>	<b>pen</b>	<b>钢笔 37</b>
<b>8</b>	<b>pencil</b>	<b>铅笔 38</b>
<b>8</b>	<b>pencil-box</b>	<b>文具盒 37</b>
<b>12</b>	<b>picture</b>	<b>图画; 图片 58</b>
3	please	请 10

## R

<b>10</b>	<b>raise</b>	<b>举起 49</b>
<b>8</b>	<b>ruler</b>	<b>尺子 38</b>

## S

<b>8</b>	<b>schoolbag</b>	<b>书包 37</b>
<b>4</b>	<b>seven</b>	<b>七 18</b>

## Unit Page

<b>6</b>	<b>she</b>	<b>她</b>	<b>25</b>
6	she's=she is		25
8	shirt	衬衫	39
<b>5</b>	<b>sister</b>	<b>姐姐; 妹妹</b>	<b>22</b>
3	sit	坐	10
<b>4</b>	<b>six</b>	<b>六</b>	<b>18</b>
11	some	一些	55
<b>9</b>	<b>sorry</b>	<b>对不起</b>	<b>41</b>
3	stand	站立	10

## T

9	teddy bear	泰迪熊	43
<b>4</b>	<b>ten</b>	<b>十</b>	<b>18</b>
<b>1</b>	<b>thank</b>	<b>谢谢</b>	<b>3</b>
<b>7</b>	<b>that</b>	<b>那个</b>	<b>35</b>
<b>11</b>	<b>the</b>	<b>那个 (特指)</b>	<b>53</b>
11	there's=there is		55
<b>5</b>	<b>this</b>	<b>这个</b>	<b>21</b>
<b>4</b>	<b>three</b>	<b>三</b>	<b>18</b>
<b>11</b>	<b>tiger</b>	<b>老虎</b>	<b>54</b>
1	to	到; 向	3
12	today	今天	59
1	too	也	3
<b>10</b>	<b>touch</b>	<b>摸; 接触</b>	<b>49</b>

## Unit Page

<b>12</b>	<b>toy</b>	<b>玩具</b>	<b>57</b>
<b>4</b>	<b>two</b>	<b>二</b>	<b>18</b>

## U

<b>6</b>	<b>uncle</b>	<b>伯父; 舅舅; 叔叔; 姑父; 姨父</b>	<b>26</b>
3	up	向上	10

## V

12	very much	非常	57
----	-----------	----	----

## W

<b>3</b>	<b>what</b>	<b>什么</b>	<b>9</b>
3	what's=what is		9
<b>2</b>	<b>who</b>	<b>谁</b>	<b>7</b>
6	who's=who is		25
4	woof	狗叫声	19

## Y

4	yeah	是的	19
<b>7</b>	<b>yes</b>	<b>是的</b>	<b>33</b>
<b>1</b>	<b>you</b>	<b>你</b>	<b>3</b>
4	you're=you are		19
<b>3</b>	<b>your</b>	<b>你的</b>	<b>9</b>

# Structures

(注：蓝色字体为五级词汇)

## Unit 1

Hello, I'm Mingming.



Hi, I'm Lingling.



Hello,  
Hi,

I'm

Anne.

Mingming.

Peter.

Lingling.

Miss Li.

## Unit 2

Good morning, Peter.



Good morning, Miss Li.



Good morning,  
Good afternoon,  
Goodbye,

Miss Li.  
class.

# Structures

## Unit 3



Hello, what's your name?

My name is

Anne.

Lingling.

Peter.

## Unit 4



How old are you?

I'm

eight.

nine.



# Structures



## Unit 5



This is my father. This is my mother.

This is my

family.  
father.  
mother.  
brother.  
sister.

## Unit 6



Who's he?

He's my grandfather.


Who's

he?  
she?

He's my grandfather.  
She's my grandmother.

# Structures

## Unit 7




What's it?

It's

a cat.  
a cow.  
a horse.  
a dog.  
a duck.  
a **hen**.

## Unit 8



What's

this?  
that?


It's

a pencil-box.  
a pen.  
a ruler.  
a pencil.  
a book.

# Structures



## Unit 9



What's this?

It's

a face.  
an ear.  
a nose.  
a mouth.  
an eye.

## Unit 10



Touch your

head.  
feet.  
neck.

Raise your

hand.  
leg.

# Structures


## Unit 11



I like

the bird.  
the tiger.  
the monkey.  
the panda.  
the elephant.  
the **lion**.

## Unit 12



Here is

a birthday card  
a toy  
a birthday cake  
a picture  
a **notebook**

for you.





# Some Common Animals



horse



rabbit



cat



dog



pig



chicken



cock



duck



hen



cow



**monkey**



**elephant**



**tiger**



**lion**




**panda**



**bear**



**giraffe**



**snake**



**camel**



**zebra**



# Alphabet

(印刷体)



A a

B b

C c

D d

E e

F f

G g

H h

I i

J j

K k

L l

M m

N n

O o

P p

Q q

R r

S s

T t

U u

V v

W w

X x

Y y

Z z





# Alphabet

(手写体)



A a

B b

C c

D d

E e

F f

G g

H h

I i

J j

K k

L l

M m

N n

O o

P p

Q q

R r

S s

T t

U u

V v

W w

X x

Y y

Z z



# Self-Assessment








Very good!



OK!



Try hard!

Units	Results		
Unit 1	 (   )	 (   )	 (   )
Unit 2	 (   )	 (   )	 (   )
Unit 3	 (   )	 (   )	 (   )
Unit 4	 (   )	 (   )	 (   )
Unit 5	 (   )	 (   )	 (   )
Unit 6	 (   )	 (   )	 (   )
Unit 7	 (   )	 (   )	 (   )
Unit 8	 (   )	 (   )	 (   )
Unit 9	 (   )	 (   )	 (   )
Unit 10	 (   )	 (   )	 (   )
Unit 11	 (   )	 (   )	 (   )
Unit 12	 (   )	 (   )	 (   )