



义务教育教科书

# ENGLISH 英语

(一年级起点)

一年  
级

上册



清华大学出版社





义务教育教科书

# ENGLISH 英语

(一年级起点)

一年  
级

上册

主 编：范文芳

副主编：宗 燕 Faridah Pawan

This book belongs to



清华大学出版社  
北 京

本书封面贴有清华大学出版社防伪标签,无标签者不得销售。

版权所有,侵权必究。侵权举报电话:010-62782989 13701121933

图书在版编目(CIP)数据

英语.一年级.上册/范文芳主编.—北京:清华大学出版社,2012

一年级起点

ISBN 978-7-302-29769-7

I. ①英… II. ①范… III. ①英语课—小学—教材 IV. ①G624.311

中国版本图书馆CIP数据核字(2012)第179851号

责任编辑:宗 燕

责任校对:李 梅

责任印制:

出版发行:清华大学出版社

网 址: <http://www.tup.com.cn>, <http://www.wqbook.com>

地 址:北京清华大学学研大厦A座 邮 编:100084

社 总 机:010-62770175 邮 购:010-62786544

投稿与读者服务:010-62776969, [c-service@tup.tsinghua.edu.cn](mailto:c-service@tup.tsinghua.edu.cn)

质 量 反 馈:010-62772015, [zhiliang@tup.tsinghua.edu.cn](mailto:zhiliang@tup.tsinghua.edu.cn)

课 件 下 载: <http://www.wqbook.com/qhytl/>

印 装 者:

经 销:全国新华书店

开 本:185mm×260mm

印 张:5

版 次:2012年8月第1版

印 次:2019年8月第 次印刷

定 价:5.30元

---

产品编号:040298-09

# 前言

## ——致同学

同学们，欢迎你们使用由清华大学“大、中、小学一条龙英语教学”研究与实践项目组编写的《英语》课本！

我们为什么要学习英语呢？

你们肯定知道，这是因为英语很重要。英语像汉语一样，能够描述丰富多彩的世界，表达各种各样的思想。通过英语，我们可以更多地了解奇妙的世界，了解世界上更多的人，同时也可以把中国介绍给世界上更多的人，让世界上更多的人了解我们的祖国，了解我们自己。

在21世纪全球化的国际舞台上，英语已经成为国际交流中的一种重要工具，因此，我们都要学好英语。但是，学好一门语言却不是一朝一夕的事情，而是需要多年的努力。你们年纪小，模仿力强，记忆力好，正是学习英语的最佳时期。希望你们努力学好英语，为长大成材打下基础。

我们要学习英语还有另外一个原因，那就是英语非常有趣！英语可以像积木、玩具汽车、布娃娃、拼图、动画片一样，给我们带来无穷的乐趣！

翻开清华大学“大、中、小学一条龙英语教学”研究与实践项目组为你们编写的这套《英语》课本，你们肯定会被那令人赏心悦目的图画所吸引；听听课文录音，你们也一定会喜欢那纯正的英语和优美的歌曲。





这套教材以你们感兴趣的话题为中心，选取的是与你们日常生活息息相关的内容。教材中安排了你们喜欢的动物、食物以及你们喜欢的活动，如游泳、踢足球等，还有许多生动有趣的故事，相信你们会喜欢这套教材。希望你们在老师的指导下，在听、说、唱、动、读、写中学会用英语说自己想说的话，写出自己的心声。

英语很重要！英语很有趣！让我们共同努力，把英语学好！

作者  
2012年1月  
于清华园



# CONTENTS

## UNIT 1 PARTS OF MY BODY

PAGE 1

## UNIT 2 ANIMALS

PAGE 17

## UNIT 3 COLORS

PAGE 33

## UNIT 4 ACTIVITIES

PAGE 49

## FUN READING ARE YOU MY MOTHER?

PAGE 65

## VOCABULARY

PAGE 73



**Hello!**

**Hi!**

**My name is Jimmy.  
What's your name?**

**I'm Betty.**

# UNIT 1



## PARTS OF MY BODY



# LESSON 1

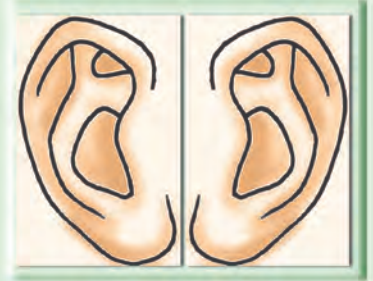
## 1. Listen, look and say.



**nose**




**ear**



**ears**

## 2. Do it!

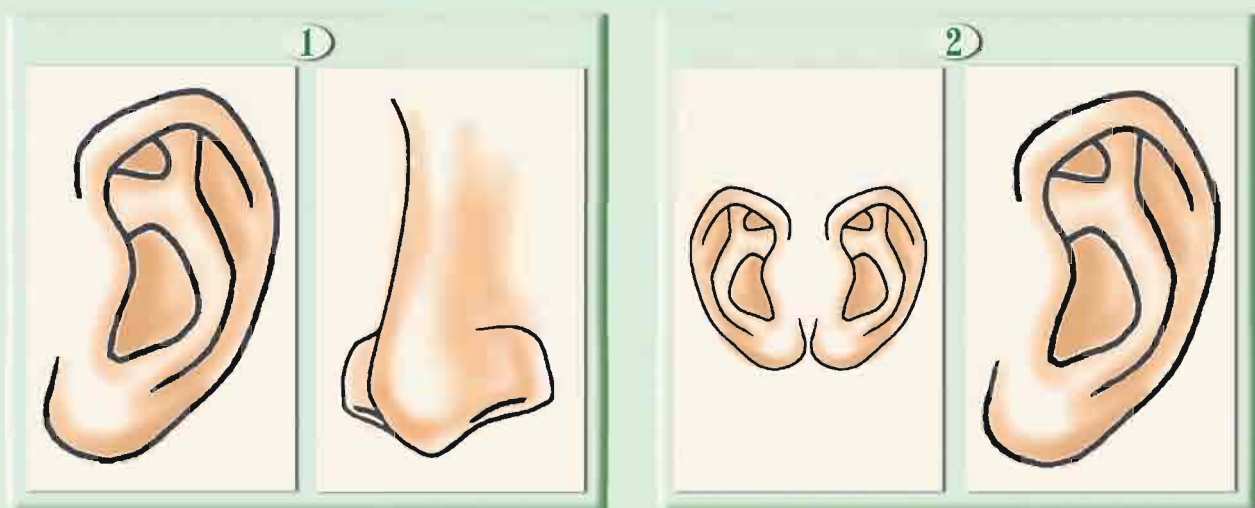
**Touch your nose.**



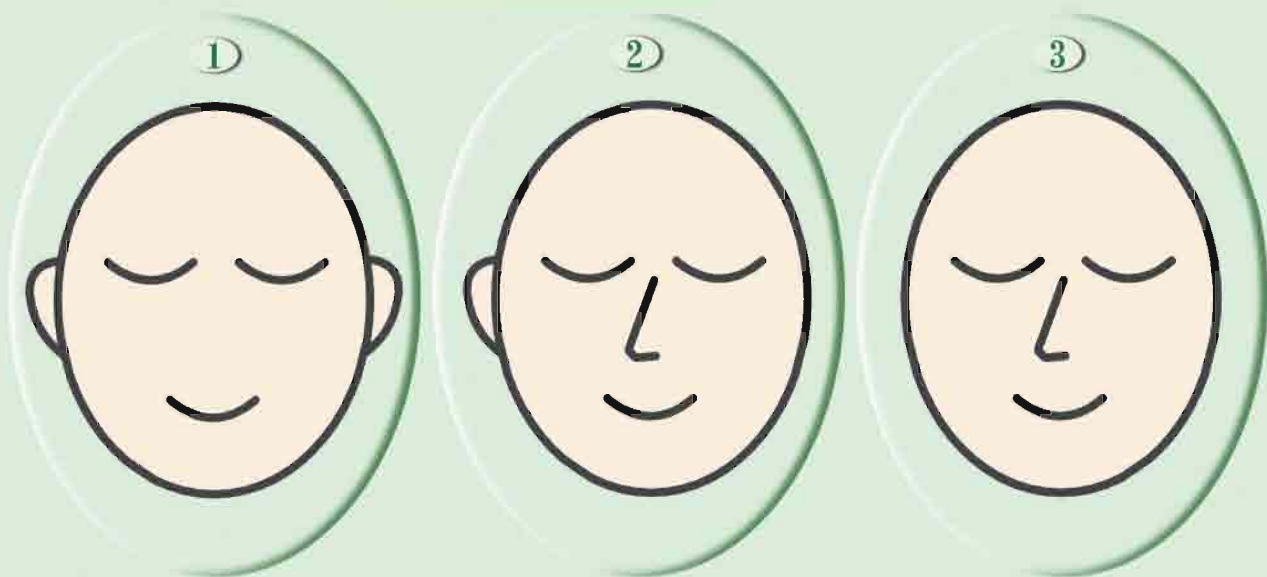
**Touch your ears.**



### 3. Listen and check.



### 4. Listen and draw.



### 5. Let's sing!



**Touch your ears. Touch your nose.  
Touch your ears. Touch your nose.  
Touch your ears. Touch your nose.  
Touch your ears. Touch your nose.**



# LESSON 2

## 1. Listen, look and say.



**eye**



**eyes**



**book**

## 2. Do it!



**Close your eyes.**



**Open your eyes.  
Read the book.**

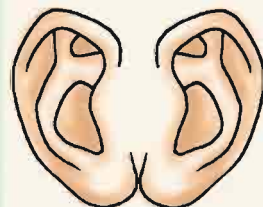


### 3. Listen and check.

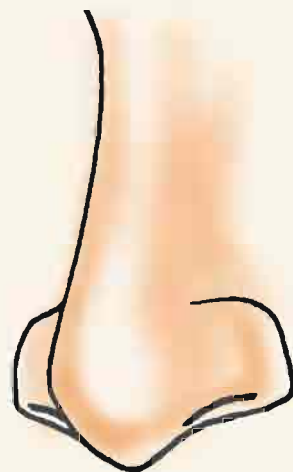
①



②



### 4. Listen and number.



### 5. Let's sing!



Open your eyes. Read the book. ABC.  
 Open your eyes. Read the book. ABC.  
 Open your eyes. Read the book.  
 Open your eyes. Read the book. ABC.



# LESSON 3

1. Listen, look and say.



**mouth**



**OK**

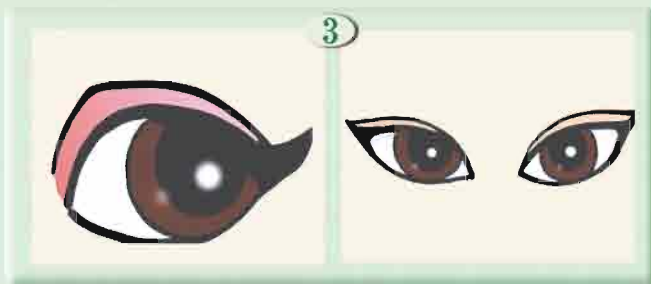
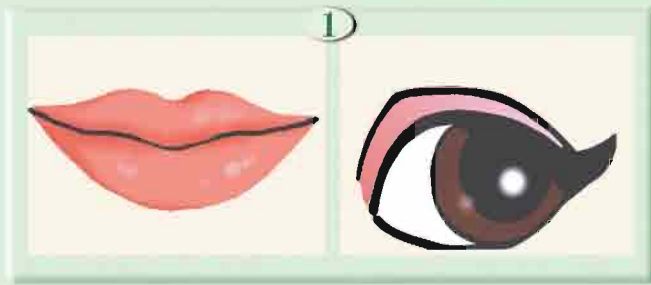
2. Do it!

Open your mouth. Say "OK".



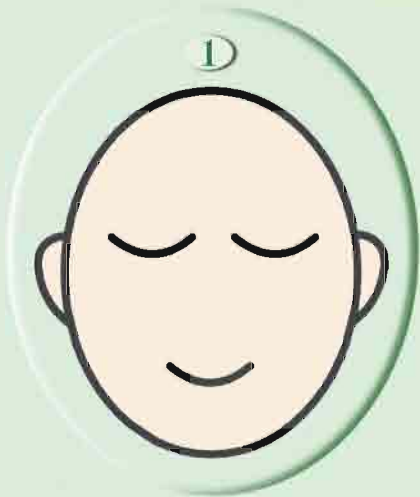
OK.



### 3. Listen and check.



### 4. Listen and draw.



### 5. Let's sing!



Open your mouth. Say "OK". OK.  
Open your mouth. Say "OK". OK.  
Open your mouth. Say "OK".  
Open your mouth. Say "OK". OK.



# LESSON 4

## 1. Listen, look and say.



**head**



**nod**



**shake**

## 2. Do it!

**Nod your head. Say "yes".**



**Yes.**




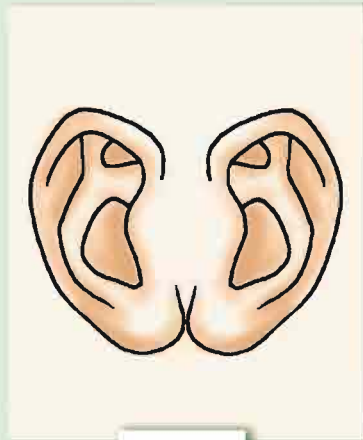
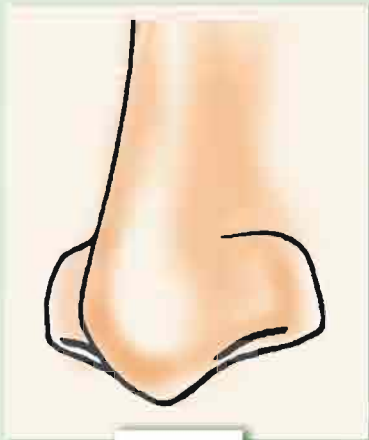

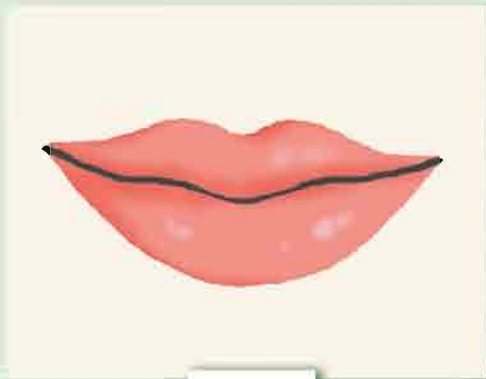
**Shake your head. Say "no".**



**No.**



### 3. Listen and number.



### 4. Let's sing!



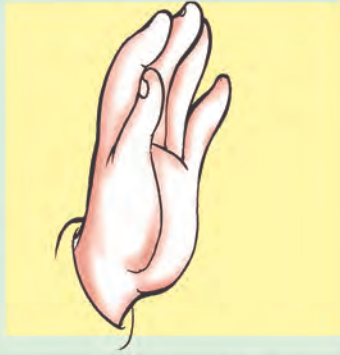
**Nod your head and say "yes". Yes.  
Nod your head and say "yes". Yes.  
Nod your head and say "yes".  
Nod your head and say "yes". Yes.**

**Shake your head and say "no". No.  
Shake your head and say "no". No.  
Shake your head and say "no".  
Shake your head and say "no". No.**



# LESSON 5

## 1. Listen, look and say.



**hand**



**hands**



**happy**

## 2. Do it!



**Wave your hand.**



**Clap your hands.**




**3. Listen, look and answer.**

**Are you happy?**



**Yes, I am.**



**4. Let's sing!**



**If you're happy, clap your hands.  
If you're happy, clap your hands.  
If you're happy, clap your hands.  
If you're happy, clap your hands.**



# LESSON 6

## 1. Listen, look and say.



**foot**



**feet**

## 2. Do it!



**Stamp your foot!**



**Stamp your feet!**



**3. Listen, look and answer.**

**Are you happy?**



**Yes, we are.**

**4. Let's sing!**



**If you're happy, stamp your feet.  
If you're happy, stamp your feet.  
If you're happy, stamp your feet.  
If you're happy, stamp your feet.**



# LESSON 1

1. Listen, look and say.



**head**



**nose**



**mouth**



**ear**



**ears**



**eye**



**eyes**



**hand**



**hands**



**foot**



**feet**



**book**



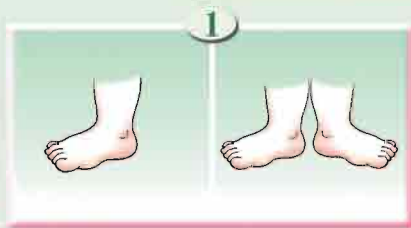
**books**

## 2. Listen and do.



**Touch your head.**

## 3. Listen and check.



## 4. Let's say it!



**My eyes can see, see, see.  
My mouth can talk, talk, talk.  
My ears can hear, hear, hear.  
My feet can walk, walk, walk.**

**My head can nod, nod, nod.  
My head can shake, shake, shake.  
My hands can clap, clap, clap.  
My hands can wave, wave, wave.**



**Look at my pet rabbit.**

**It's so cute!**



# UNIT 2



## ANIMALS

# LESSON 8

1. Listen, look and say.



**rabbit**



**a little rabbit**

2. Work in pairs.

**I have a little rabbit.  
What do you have?**



**I have a little  
rabbit, too.**



### 3. Listen and check.

1



2



### 4. Ask and answer.

What do you have?



I have a rabbit.

### 5. Let's say it!



Rabbit, rabbit!  
I'm a rabbit.  
Rabbit, rabbit!  
I'm a little rabbit.



# LESSON 9

1. Listen, look and say.



**monkey**



**a little monkey**

2. Work in pairs.

**I have a little monkey.  
What do you have?**



**I have a little monkey, too.**

### 3. Listen and number.



### 4. Ask and answer.

**What do you have?**



**I have ears.**

### 5. Let's say it!



**Monkey, monkey!  
I'm a monkey.  
Monkey, monkey!  
I'm a little monkey.**



## LESSON 10

1. Listen, look and say.



**bear**



**a little bear**

2. Work in pairs.

**I like the little bear.  
What about you?**

**I like the little  
bear, too.**





### 3. Let's play!

**What do you like?**

**I like the little monkey.**



**I like the little rabbit.**



**I like the little bear.**

### 4. Let's sing!



**Little bear, little bear.  
I like the little bear.  
Little bear, little bear.  
I like the little bear.**

# LESSON 11

1. Listen, look and say.



**panda**



**a big panda**



**a little panda**

2. Work in pairs.

**I like the big panda.  
What about you?**



**I like the little panda.**

### 3. Listen and check.

1




2



3



4



### 4. Let's sing!



**Big panda, big panda.  
I like the big panda.  
Big panda, big panda.  
I like the big panda.**




# LESSON 12

1. Listen, look and say.



**elephant**




**a big  
elephant**



**a little  
elephant**

2. Work in pairs.


**I like the big elephant. Do you  
like the big elephant, too?**



**Yes, I do.**

### 3. Listen, look and answer.

**Do you like the big elephant?**



**Yes, I do.**



**Do you like the little elephant?**



**Yes, I do.**



### 4. Let's sing!



**Elephant, elephant.  
Do you like the elephant?  
Yes, I do. Yes, I do.  
Elephant, elephant.**



# LESSON 13

1. Listen, look and say.



**tiger**



**a big tiger**



**a little tiger**

2. Work in pairs.

**Do you like the big tiger?**



**No, I don't.  
I like the little tiger.**



### 3. Listen, look and answer.

**Do you like the big tiger?**



**Yes, I do.**



**Do you like the little tiger?**



**No, I don't.**



### 4. Let's sing!



**Big tiger, big tiger.  
Do you like the big tiger?  
No, I don't. No, I don't.  
Big tiger, big tiger.**

# LESSON 14

1. Listen, look and say.



2. Can you find the animals? Listen and number.





### 3. Ask and answer.

**I have a little bear. What do you have?**



**I have a big bear.**

### 4. Listen and look. Draw ☺ or ☹.



### 5. Let's say it!



**Rabbit, rabbit, what do you see?  
I see a tiger looking at me.  
Bear, bear, what do you see?  
I see a monkey looking at me.  
Elephant, elephant, what do you see?  
I see a panda looking at me.**







**What's your favorite color?**

**My favorite color is pink. What about you?**

**My favorite color is green.**

# UNIT 3



# COLORS



## LESSON 15

1. Listen, look and say.



**Snow White**



**forest**

2. Work in groups.

**I'm Elephant.**



**My name is Monkey.  
What's your name?**

**I'm Snow White.**



**Welcome to the forest.**



**Thank you.**

**We're happy.**



**I'm happy, too.**

### **3. Let's sing!**



**I am Snow White. I am Snow White.  
I live in the forest.  
I am happy. I am happy.  
I live in the forest.**

# LESSON 16

**1. Listen, look and say.**



**red**



**blue**



**white**

**2. Listen, point and repeat.**



**red apples**



**blue sky**



**white clouds**



### 3. Let's play!

**I like the blue sky.**

**I like white clouds.  
What about you?**



**I like red apples.**

### 4. Let's say it!



**Open your eyes.  
Look at the sky.  
Blue, blue, blue.  
The sky is blue.**

**Use your hands.  
Touch the clouds.  
Touch, touch, touch.  
Touch the white clouds.**



## LESSON 17

1. Listen, look and say.



**draw**



**color**



**black**




**brown**

2. Do it!



**Rabbit, draw  
a bear.**



**Monkey, color  
the bear black.**



**Elephant, color  
the bear brown.**



### 3. Listen and draw.

1



2



3



4



### 4. Ask and answer.

**What color is the bear?**



**The bear is brown.**

### 5. Let's sing!



**Draw a bear, please.  
Color the bear, please.  
Color the bear black, please.  
Black, black, black.  
Black, black, black.  
Color the bear black, please.**



## LESSON 18

1. Listen, look and say.



**flower**



**flowers**



**yellow**





**pink**

2. Do it!

**Rabbit, draw some flowers.**



**Elephant, color the flowers yellow.**



**Monkey, color the flowers pink.**






### 3. Let's play!

**What color  
are the flowers?**

**These flowers are red.**



**These flowers  
are yellow.**

**These flowers  
are pink.**

### 4. Let's say it!



**Red are the flowers.  
Yellow are the flowers.  
Flowers, flowers.  
I like the flowers.**

## LESSON 19

## 1. Listen, look and say.



frog



tree



grass



green

## 2. Do it!

Elephant, draw a frog.  
Color the frog green.



Monkey, color the tree green.  
Color the grass green, too.





### 3. Guessing game.



What color is it?

Green?

Blue?

Yellow?

Black?

White?

Brown?



Pink?

Yes!



### 4. Let's say it!



Green are frogs.  
Green are trees.  
Green is grass.  
Green is great!



## LESSON 20

## 1. Listen, look and say.



sun



sing



dance

## 2. Work in groups.

The sun is shining.











The sky is blue.

The clouds are white.

Let's sing.  
Let's dance.



### 3. Listen and check: what color do they like?

								
	<input type="checkbox"/>	<input type="checkbox"/>	<input type="checkbox"/>	<input type="checkbox"/>	<input type="checkbox"/>	<input type="checkbox"/>	<input type="checkbox"/>	<input type="checkbox"/>
	<input type="checkbox"/>	<input type="checkbox"/>	<input type="checkbox"/>	<input type="checkbox"/>	<input type="checkbox"/>	<input type="checkbox"/>	<input type="checkbox"/>	<input type="checkbox"/>
	<input type="checkbox"/>	<input type="checkbox"/>	<input type="checkbox"/>	<input type="checkbox"/>	<input type="checkbox"/>	<input type="checkbox"/>	<input type="checkbox"/>	<input type="checkbox"/>
	<input type="checkbox"/>	<input type="checkbox"/>	<input type="checkbox"/>	<input type="checkbox"/>	<input type="checkbox"/>	<input type="checkbox"/>	<input type="checkbox"/>	<input type="checkbox"/>
	<input type="checkbox"/>	<input type="checkbox"/>	<input type="checkbox"/>	<input type="checkbox"/>	<input type="checkbox"/>	<input type="checkbox"/>	<input type="checkbox"/>	<input type="checkbox"/>

### 4. Let's sing!



**I am happy. I am happy, too.  
We are happy. We are happy, too.  
Let us sing. Let us dance.  
Let us sing. Let us dance.**

# LESSON 21

1. Listen, look and say.



red




green



blue



pink



yellow



brown



black



white




sing



dance

2. Ask and answer.


What color is the sky?



The sky is blue.



3. Listen, look and match.



white

black

red


green


blue

pink

yellow

brown






**How are you today?**

**Fine, thanks.  
How are you?**

**I'm great!**

# UNIT 4



# ACTIVITIES



# LESSON 22

## 1. Listen, look and say.



**jump**



**climb**


## 2. Work in pairs.



**Who can jump?**



**Rabbits can jump.**




**Who can climb?**



**Monkeys can climb.**

### 3. Do it!



**Rabbit, jump!**



**Bear, climb!**



**Monkey, climb!**



**Panda, climb!**

### 4. Let's sing!



**Jump, jump, jump.  
Jump, jump, jump.  
Little Rabbit, jump, jump, jump!**

**Climb, climb, climb.  
Climb, climb, climb.  
Little Monkey, climb, climb, climb!**



## LESSON 23


## 1. Listen, look and say.



fish



duck



swim

## 2. Let's play!

Who can swim?



Fish can swim.



Ducks can swim.



Frogs can swim.






### 3. Listen and check.

1)



2)



3)



4)



### 4. Let's sing!




**Little Fish can swim in the water.  
Swim in the water.  
In the water, in the water.  
Swim, swim, swim, swim, swim.**

## LESSON 24

## 1. Listen, look and say.


**bird****fly**

## 2. Work in pairs.

**Who can fly?****Birds can fly.****Who can sing?****Birds can sing.**



### 3. Listen and number.



### 4. Listen and check.

1



2



### 5. Let's sing!



Little Bird can sing in the tree.  
Sing in the tree.  
In the tree, in the tree.  
Sing, sing, sing, sing, sing.



## LESSON 25

1. Listen, look and say.



**boy**



**football**



**girl**



**basketball**

2. Work in pairs.

**What can  
the boy do?**



**The boy can  
play football.**

**What can  
the girl do?**



**The girl can  
play basketball.**

### 3. Listen and match.



### 4. Listen and number.



### 5. Let's sing!



**Little Boy can play football.  
Play football.  
Football, football.  
Play, play, play, play, play!**




## LESSON 26

## 1. Listen, look and say.



mother



bike




father



car

## 2. Work in pairs.


What can your mother do?



My mother can ride a bike.



What can your father do?



My father can drive a car.





### 3. Listen and number.



### 4. Listen and match.



### 5. Let's sing!



**My mother, my father.  
I love Mother and Father.  
My mother can ride a bike.  
My father can drive a car.**

## LESSON 27

## 1. Listen, look and say.



English



Chinese



teacher

## 2. Work in pairs.

Who can  
speak English?



My teacher can speak English.  
I can speak English, too.

Who can  
speak Chinese?



My teacher can speak Chinese.  
I can speak Chinese, too.

### 3. Listen and check: What can they do?


### 4. Let's say it!



I can speak Chinese.  
 I can speak English.  
 I love Chinese.  
 I love English.



## LESSON 28

## 1. Listen, look and say.



boy



girl



father



mother



teacher



football



basketball



bike



car

Hello!

English

你好!

Chinese



fly



jump



climb



swim


## 2. Ask and answer.



**Who can jump?**



**Rabbits can jump.**



## 3. Let's play!

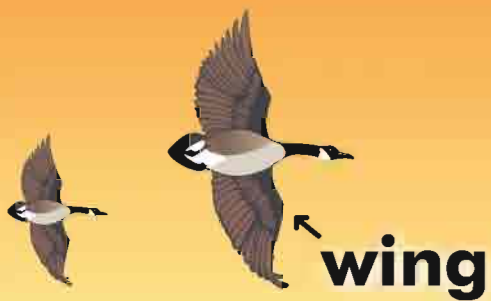


**What can you do?**



**I can jump.**





**wing**



**feather**

**farm**



**duck**



**hen**



**baby duck**


**water**



**worm**




# FUN READING



ARE YOU MY MOTHER?



**I'm Mother Duck.**



**My baby is coming out.  
I'll go find some worms.**




**I'm Baby Duck.**



**Where's my mother?  
I'll go find my mother.**






**Baby Duck sees a rabbit  
on the grass.**

**Are you my mother?**




**No, I'm not. I'm a rabbit.  
Your mother has wings.**



**Baby Duck sees a hen on the farm.**


**Are you my mother?**



**No, I'm not. I'm a hen.  
Your mother can swim.**



**Baby Duck sees a fish  
in the water.**




**Are you my mother?**



**No, I'm not. I'm a fish.  
Your mother has feathers.**



**Baby Duck sees Mother Duck in the water.**



**Mom!**

**My baby!**



**Mother Duck is happy.  
Baby Duck is happy, too!**

**I love you, my baby.**

**I love you, Mom.**

# VOCABULARY

## A

<b>a/an</b>	一(个/只等)	(18)
<b>about</b>	关于	(22)
<b>apple</b>	苹果	(36)

## B

<b>basketball</b>	篮球	(56)
<b>be (am, is, are)</b>	是, 在	(11)
<b>bear</b>	熊	(22)
<b>big</b>	大的	(24)
<b>bike</b>	自行车	(58)
<b>bird</b>	鸟	(54)
<b>black</b>	黑色(的)	(38)
<b>blue</b>	蓝色(的)	(36)
<b>book</b>	书	(4)
<b>boy</b>	男孩	(56)
<b>brown</b>	棕色(的)	(38)

## C

<b>can</b>	能, 会; 可以	(50)
<b>car</b>	汽车	(58)
<b>Chinese</b>	汉语; 中国(人)的	(60)
<b>clap</b>	拍(手)	(10)
<b>climb</b>	爬	(50)
<b>close</b>	关闭	(4)
<b>cloud</b>	云彩	(36)
<b>color</b>	涂色; 颜色	(38)

## D

<b>dance</b>	跳舞	(44)
<b>do (does)</b>	(助动词); 做	(18)
<b>draw</b>	画, 绘制	(38)
<b>drive</b>	驾驶, 开车	(58)

<b>duck</b>	鸭子	(52)
-------------	----	------

## E

<b>ear</b>	耳朵	(2)
<b>elephant</b>	象	(26)
<b>English</b>	英语	(60)
<b>eye</b>	眼睛	(4)

## F

<b>father</b>	爸爸, 父亲	(58)
<b>fish</b>	鱼; 鱼肉	(52)
<b>flower</b>	花	(40)
<b>fly</b>	飞; 放(风筝等)	(54)
<b>foot (feet)</b>	脚	(12)
<b>football</b>	足球	(56)
<b>*forest</b>	森林	(34)
<b>frog</b>	青蛙	(42)

## G

<b>girl</b>	女孩	(56)
<b>grass</b>	草	(42)
<b>green</b>	绿色(的)	(42)

## H

<b>hand</b>	手	(10)
<b>happy</b>	快乐的, 幸福的	(10)
<b>have (has)</b>	有	(18)
<b>head</b>	头	(8)

## I

<b>I</b>	我	(11)
----------	---	------

## J

<b>jump</b>	跳	(50)
-------------	---	------

## L

<b>let</b>	让	(44)
<b>let's=let us</b>	让我们	(44)



<b>like</b> 喜欢	(22)
<b>little</b> 小的, 少的	(18)
<b>M</b>	
<b>monkey</b> 猴子	(20)
<b>mother</b> 妈妈, 母亲	(58)
<b>mouth</b> 嘴	(6)
<b>my</b> 我的	(34)
<b>N</b>	
<b>name</b> 名字	(34)
<b>no</b> 不, 不是	(8)
<b>nod</b> 点(头)	(8)
<b>nose</b> 鼻子	(2)
<b>not</b> 不	(28)
<b>O</b>	
<b>OK</b> 好, 行	(6)
<b>open</b> 打开; 开(着)的	(4)
<b>P</b>	
<b>panda</b> 熊猫	(24)
<b>pink</b> 粉红色(的)	(40)
<b>play</b> 踢/打球, 演奏	(56)
<b>R</b>	
<b>rabbit</b> 兔子	(18)
<b>read</b> 读	(4)
<b>red</b> 红色(的)	(36)
<b>ride</b> 骑(自行车/马等); 乘车	(58)
<b>S</b>	
<b>say</b> 说	(6)
<b>shake</b> 摇, 摇动	(8)
<b>*shine (shining)</b> 照耀, 发光	(44)
<b>sing</b> 唱	(44)
<b>sky</b> 天空	(36)
<b>some</b> 一些	(40)
<b>speak</b> 说, 讲	(60)
<b>stamp</b> 踩(脚)	(12)
<b>sun (the sun)</b> 太阳	(44)

<b>swim</b> 游泳	(52)
<b>T</b>	
<b>teacher</b> 老师	(60)
<b>thank</b> 感谢	(35)
<b>the</b> 这, 那	(4)
<b>these</b> 这些	(41)
<b>tiger</b> 老虎	(28)
<b>to</b> 到	(35)
<b>too</b> 也; 太	(18)
<b>touch</b> 摸	(2)
<b>tree</b> 树	(42)
<b>U</b>	
<b>us</b> 我们	(44)
<b>W</b>	
<b>wave</b> 晃动, 挥舞	(10)
<b>we</b> 我们	(13)
<b>welcome</b> 欢迎	(35)
<b>what</b> 什么	(18)
<b>What about you?</b> 你呢?	(22)
<b>white</b> 白色(的)	(36)
<b>who</b> 谁	(50)
<b>Y</b>	
<b>yellow</b> 黄色(的)	(40)
<b>yes</b> 是, 是的	(8)
<b>you</b> 你, 你们	(11)
<b>your</b> 你的, 你们的	(2)

注释: 带 \* 的单词不要求掌握,  
只需要在上下文中理解。



## 后 记

清华版小学《英语》（一年级起点）教材是由清华大学“大、中、小学一条龙英语教学”研究与实践项目组编写的。

清华大学“大、中、小学一条龙英语教学”研究与实践项目开始于1998年，至今已历时十多个年头。这个项目在研究进程中，先后受到国家社会科学基金项目、教育部高教司英语教学改革项目和清华大学985项目等多个项目的支持。经过十多年的教学与研究，这个项目取得了许多重要成果，赢得了有关专家、教师、家长和学生们的广泛好评，在全国基础英语教育界享有很高的声誉。中央电视台、北京电视台、清华大学电视台、《北京日报》、*China Daily*、《外语教学与研究》《中小学外语教学》《人民教育》等多种媒体先后报道、刊登该项实验的有关成果，在社会上引起了较大反响。清华大学于2006年授予这个项目“清华大学教学成果奖”一等奖。清华版小学《英语》（一年级起点）教材是该项目的重要研究成果之一。


本套教材力求体现世界先进的教育思想、新的语言观和外语学习观，突出语言的交际功能及其人文性特点，以发展语言实践能力为主线，以培养学生用英语进行交际的能力为最终目标，同时注重培养学生的学习兴趣，提高学生的综合人文素养，从根本上体现了教育部制定的义务教育《英语课程标准》的基本教育理念和教育思想。过去十多年的英语教学实验证明，完成本教材学习的学生，能够对英语学习产生强烈的兴趣，习得良好的英语语感，具备较高的听、说能力和初步的读、写能力，进入中学后在英语学科上具有明显的优势。

本套教材的研究与实践，是在清华大学“大、中、小学一条龙英语教学”研究与实践项目领导小组的领导下，在专家顾问委员会的指导下，在小学英语教材编写委员会全体成员的共同努力下完成的。参加本次义务教育教科书编写的人员，除主编和副主编外，还有清华附小的马艳红、范敏、王洁、陈新蕾、张美新、芦荣、俞琨、王奇志、黄耀华、蔡建敏、赵若冰、任丹，和北大附小的范冰、朱晓媛、李瑜、刘桂红。另外，国内外许多教育教学专家、学科专家、教研人员、一线教师，以及家长和学生，都对本套教材的编写与实践提出了许多宝贵的建议。特此一并致谢。

清华大学“大、中、小学一条龙英语教学”研究与实践项目组

2013年12月

于清华园



ISBN 978-7-302-29769-7



0 1 >

定价：5.30元