



义 务 教 育 教 科 书

全国优秀教材二等奖

# 英语

(一年级起点)

三 年 级 下 册



外语教学与研究出版社



义 务 教 育 教 科 书

全国优秀教材二等奖

# 英语

(一年级起点)

## 三年 级 下 册

主 编: 陈 琳 Printha Ellis (英)

副 主 编: 鲁子问



外语教学与研究出版社

FOREIGN LANGUAGE TEACHING AND RESEARCH PRESS

北京 BEIJING

Name ( 姓名 ): \_\_\_\_\_ Class ( 班级 ): \_\_\_\_\_ School ( 学校 ): \_\_\_\_\_

出 版 人：徐建忠  
项目统筹：王 芳     **Charlotte Liu**（加）  
项目策划：徐秀芝     申 蓓  
项目负责：申 蓓     陈海燕     邢印姝     **Mary-Jane Newton**（德）  
责任编辑：王 凡     郭跃渊  
绘制设计：金 妮     张春玲

英语（一年级起点）  
三年级下册 学生用书  
主编：陈 琳     **Printha Ellis**（英）

**基础教育出版分社：**

地 址：北京市西三环北路19号 外研社大厦 基础教育出版分社（100089）  
咨询电话：010-88819666（编辑部）/ 88819688（市场部）  
传 真：010-88819422（编辑部）/ 88819423（市场部）  
电子信箱：beed@fltrp.com  
购书电话：010-88819928/9929/9930（邮购部）  
购书传真：010-88819428（邮购部）





# 前言

各位同学，你们好！欢迎大家学习本套英语教材！

2000年，外语教学与研究出版社与麦克米伦出版（中国）有限公司依据国家《义务教育 英语课程标准（实验稿）》共同组织开发了本套教材；作为我国第一套中小学“一条龙”英语教材，本套教材已出版使用十余年。2011年，基于新颁布的国家《义务教育 英语课程标准（2011年版）》，我们对教材进行了认真修订。

在修订后的小学教材中，我们为同学们保留了大家熟悉并喜爱的四个小伙伴——中国学生大明和玲玲、英国学生Sam和Amy，还增加了其他一些人物和小动物。他们会带领大家在一系列有趣的故事、对话、游戏、活动和歌曲中学习英语。

修订后的教材每册包括10个学习模块（Module）、一个复习模块（Review Module）、四个单词表、一个补充阅读（Reading for Pleasure）版块以及一个综合运用实践项目（Project）。每个学习模块分两个单元（Unit），一般情况下，第一单元呈现本模块所要学习的语言内容，第二单元提供若干任务型（Task-based）活动，包括一首歌曲、歌谣或韵句。学习模块的课文中呈现了一些语法内容，但不要求老师做理论的讲解，更不要求大家孤立地、脱离语境地掌握，只希望大家初步学会在恰当的语境中运用包含这些语法的句子。这一原则也希望老师在教学过程中以及家长在辅导孩子学习的时候注意。复习模块对前面10个模块所学的内容进行综合和融合性复习，使大家的语言知识和相应的语言技能得到进一步的巩固与提高。教材有四个单词表，包括：分模块按出现顺序收录的单词，按字母顺序收录的全书单词，歌曲、歌谣或韵句中出现的单词以及人名、地名。在歌曲、歌谣或韵句中出现的单词，只要求理解，不要求学会运用。补充阅读为大家选用了篇幅短小、内容丰富、形式多样的材料。教材最后设计了一个综合运用实践项目，供同学们根据兴趣自由选择使用。

本套教材同时还配有对应的网络教材，可供同学们在线学习使用。

同学们，希望大家积极尝试，大胆实践，主动学做教材中的英语活动，努力学唱英语歌曲、歌谣和韵句。相信你们会在参与活动、完成任务的过程中体会到学习英语的乐趣，实现英语的灵活运用和自由交际。





NEW STANDARD ENGLISH



# Contents

## Module 1

Unit 1 She's very nice. ....	2
Unit 2 I'm going to help her. ....	5

## Module 2

Unit 1 It's very long. ....	8
Unit 2 You'll see Tower Bridge. ....	11

## Module 3

Unit 1 We'll go to the zoo. ....	14
Unit 2 Will we have breakfast at 7? ....	17

## Module 4

Unit 1 We'll pick fruit. ....	20
Unit 2 Thirteen, fourteen, fifteen... ....	23

## Module 5

Unit 1 Will you take your ball tomorrow? ....	26
Unit 2 On Monday, I'll go swimming. ....	29

## Module 6

Unit 1 Here are his hands. ....	32
Unit 2 There is a small monster. ....	35

## Module 7

Unit 1 Are there many children in your class? ....	38
Unit 2 How many apples are there in the box? ....	41



## Module 8

Unit 1 He works hard. ....	44
Unit 2 She's quite good at English. ....	47

## Module 9

Unit 1 They were very young. ....	50
Unit 2 He was in Hong Kong. ....	53

## Module 10

Unit 1 Were you on the second floor? ....	56
Unit 2 It was there. ....	59

## Review Module

Unit 1 ....	62
Unit 2 ....	64

## Words and Expressions in Each Module ..... 66

## Word List ..... 69

## Words and Expressions in Songs and Chants ..... 72

## Proper Nouns ..... 73

## Reading for Pleasure

Jack and the Beanstalk .....	74
------------------------------	----

## Project

People .....	81
--------------	----






# MODULE 1

## Unit 1



**She's very nice.**

### 1 Listen, point and say.



### 2 Listen, point and find "nice, shy, clever, quiet".





This is Maomao.  
She's very nice. She always  
helps people.



But  
she's a bit  
shy.



This is Xiaoyong.  
He's very clever. He can  
make e-cards.



But he's  
a bit quiet.



I've got  
another friend. He's  
very, very naughty. But  
we all like him.



It's me!  
Your friend Parrot.



# MODULE 1

## Unit 1

### 3 Listen and say.



This is Xiaoyong.  
He's very clever.



But he's a bit quiet.

### 4 Practise.



nice

shy

clever

quiet

naughty



This is Maomao.  
She's very nice.

But she's a bit shy.



# MODULE 1

## Unit 2

### I'm going to help her.

#### 1 Listen, point and say.



#### 2 Listen and say.



**Parrot:** My name is Parrot. I'm helpful. This little girl can't do her Maths. I'm going to help her.



**Girl:** What's ten plus eleven?  
**Parrot:** What's ten plus ten?  
**Girl:** Twenty.  
**Parrot:** And one more?  
**Girl:** It's twenty-one. Thank you, Parrot.



# MODULE 1

## Unit 2

### 3 Act and say.



A: This little boy can't do his Science. I'm going to help him. It's a parrot.

B: Oh! Thank you, Parrot.

Science

English

Chinese

Maths




### 4 Listen and say. Then chant.



This little boy is naughty. And this little boy is shy.  
This little boy is nice. And this little boy will cry.



### 5 Write and look. Then remember and say.



nice

clever

shy


quiet

naughty

helpful



### 6 Do and say.






# MODULE 2

## Unit 1



It's very long.

### 1 Listen and chant.



This house is big,  
but that one is small.




This tree is big,  
but that one is small.

### 2 Listen, point and find "wide, long, tall, old".







### 3 Listen and say.



This river is very wide.  
And it's very long.



This is Big Ben.  
It's very tall.

### 4 Practise.



long


old

big


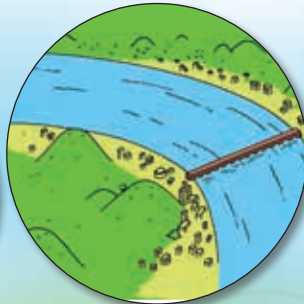
tall

wide

high



This house is  
very old.



And  
it's very tall.




# MODULE 2

## Unit 2

### You'll see Tower Bridge.

#### 1 Listen, point and say.



#### 2 Listen and say.




**Lingling:** I want to visit London.

**Amy:** You'll see Tower Bridge.  
It can open.

**Lingling:** And we'll go on the  
London Eye.

**Amy:** Of course we will.  
You'll love London.






# MODULE 2

## Unit 2

### 3 Point and say.


In London, you'll see...




### 4 Listen and say. Then sing.




## THE LONDON EYE



The London Eye goes round and round, round and round, round and round. The




London Eye goes round and round, high up in the sky. The people on the Eye say,



"Look at that! Look at that! Look at that!" The people on the Eye say,



"Look at that!" high up in the sky.



### 5 Look and say.




A: In this park, you'll see a wide river.

B: It's Green Park.



Green Park



Red Park

### 6 Draw and say.



This is my favourite park.  
In this park, you'll see...








# MODULE 3

## Unit 1



### We'll go to the zoo.

#### 1 Listen and chant.



What will you do?  
I'll go to the zoo.



What will you do?  
I'll go to school.

#### 2 Listen, point and find "will, won't".







# MODULE 3

## Unit 1

### 3 Listen and say.



**Amy:** We'll see lions, tigers and pandas.

**Daming:** Will Sam go, too?

**Amy:** Yes, he will.



**Amy:** Will you go, too, Daming?

**Daming:** No, I won't.

### 4 Practise.



park



school



zoo



supermarket

Will you go to...  
this weekend?

Yes, I will. /  
No, I won't.




# MODULE 3

## Unit 2

### Will we have breakfast at 7?

#### 1 Listen, point and say.



#### 2 Listen and say.


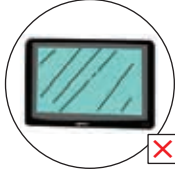




# MODULE 3

## Unit 2

### 3 Look, ask and answer.



Will you visit your grandpa this weekend?

Will you ride your bike this weekend?

Yes, I will.

No, I won't.

### 4 Listen and say. Then chant.



You're going to the park today.  
What will you see?

I'll see some boys  
playing with toys.  
That's what I'll see.

### 5 Mime and guess.



### 6 Do and say.



Do a survey about this weekend and report back to your classmates.

Xiaotao	✓	✗	✗	✗	✓

Xiaotao will read books this weekend. He won't fly his kite. He won't...





# MODULE 4

## Unit 1




### We'll pick fruit.

#### 1 Listen and chant.



We're fourteen. You're four.  
We're big. You're small.

#### 2 Listen, point and find "will".








# MODULE 4

## Unit 1

### 3 Listen and say.




**Sam:** Will we pick pears?  
**Ms Smart:** Yes, we will.



**Amy:** I'll pick ten apples.  
**Sam:** I'll pick twelve pears.

### 4 Practise.



# MODULE 4

## Unit 2

### Thirteen, fourteen, fifteen...

#### 1 Listen, point and say.



#### 2 Listen and say.

**Sam:** Look at the peaches on these trees! Let's count them!

**Amy:** OK!

**Sam and Amy:** One... thirteen, fourteen, fifteen, sixteen, seventeen, eighteen, nineteen, twenty, twenty-one, twenty-two...

**Sam:** I'm afraid we can't see all the peaches.

**Amy:** No, we can't. I feel tired now. Let's go home!

**Sam:** All right. Let's go!



13 thirteen



14 fourteen



15 fifteen



16 sixteen



17 seventeen



18 eighteen



19 nineteen



20 twenty



# MODULE 4

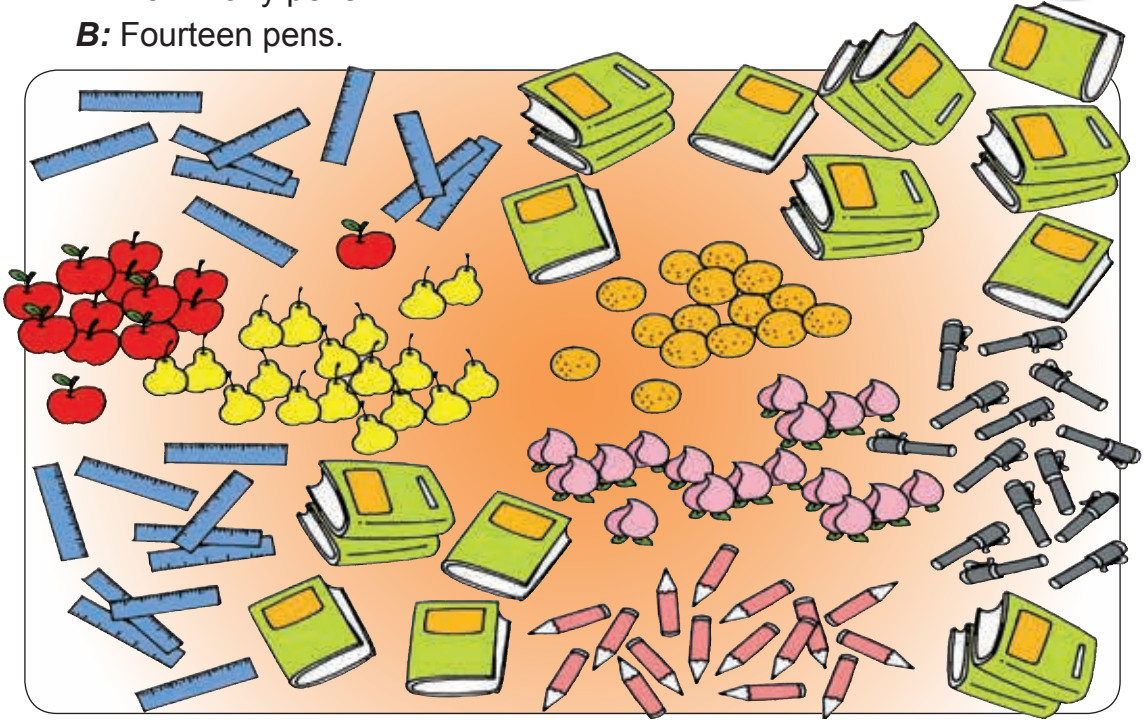
## Unit 2

### 3 Count, ask and answer.



A: How many pens?

B: Fourteen pens.



### 4 Listen and say. Then chant.



- 11 Eleven, twelve and thirteen.
- 12 Pick the fruit
- 13 and wash it clean.

- 14 Fourteen, fifteen and sixteen.
- 15 Here's my favourite
- 16 tangerine.


- 17 Seventeen, eighteen and nineteen.
- 18 Apples are red,
- 19 yellow and green.



### 5 Do and say.



### 6 Make a plan.








# MODULE 5

## Unit 1



### Will you take your ball tomorrow?

#### 1 Listen, point and say.




Are you going to Hong Kong this Saturday?

No, I'm not. I'm going to Hong Kong this Sunday.

No, you can't.



#### 2 Listen, point and find "will".



On Saturday, we're going to have a picnic!

Yes! That's a good idea.







# MODULE 5

## Unit 1

### 3 Listen and say.



**Sam:** Will you take your kite to the picnic tomorrow?  
**Amy:** No, I won't.



**Sam:** Will you take your ball tomorrow?  
**Amy:** No, I won't.

### 4 Practise.



Will you fly your kite tomorrow?

No, I won't.




# MODULE 5

## Unit 2

### On Monday, I'll go swimming.

#### 1 Listen and chant.



Sunday, Monday, Tuesday,  
Wednesday, Thursday, Friday.  
And we will have Saturday.



#### 2 Listen and say.



We are on holiday next week.  
What will you do, Shanshan?



On Monday,  
I'll go swimming.



On Tuesday,  
I'll play with my friends.



On Wednesday,  
I'll go to the park.



On Thursday,  
I'll do my homework.



On Friday,  
I'll visit my grandma.



On Saturday,  
I'll help my mother.



On Sunday,  
I'll read my books.



# MODULE 5

## Unit 2



### 3 Ask and answer.



A: Will you play football on Sunday? B: Yes, I will. / No, I won't.



Sunday




Monday



Tuesday



Wednesday



Thursday




Friday




Saturday

### 4 Listen and say. Then chant.



Monday

Tuesday



Wednesday



Thursday

Solomon Grundy  
will eat fruit on **Monday**,  
will play ball on **Tuesday**,  
will sing on **Wednesday**,  
will dance on **Thursday**,  
will play the drums on **Friday**,  
will paint on **Saturday**,  
will sleep on **Sunday**.  
That will be the week  
for Solomon Grundy.



Sunday



Saturday




Friday

### 5 Do, ask and answer.



A: Will he watch TV on Monday? B: No, he won't.



### 6 Do, ask and answer.








# MODULE 6

## Unit 1



**Here are his hands.**

### 1 Listen and chant.

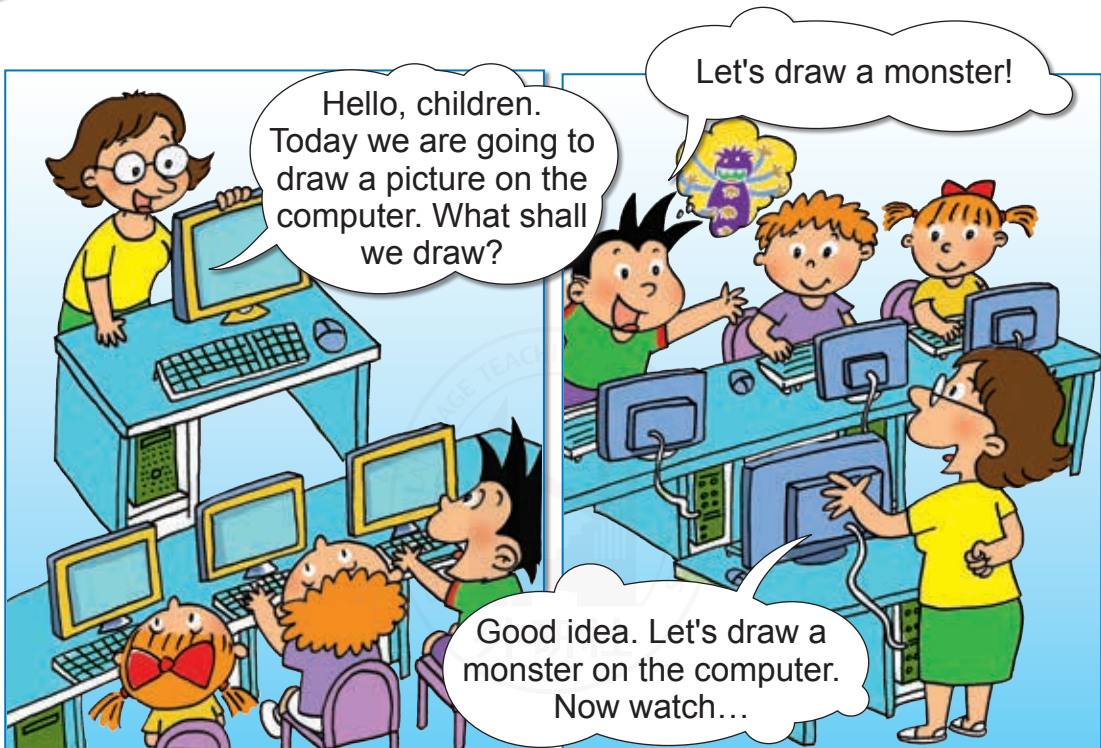


One hand, two hands,  
clap, clap, clap.


One foot, two feet,  
stamp, stamp, stamp.



### 2 Listen, point and find "Here is/are..."








# MODULE 6

## Unit 1


### 3 Listen and say.



### 4 Practise.



Here are his heads.





# MODULE 6

## Unit 2

### There is a small monster.

#### 1 Listen and chant.

There is a nose on your face.  
There are two eyes on your face.  
There is a mouth on your face.  
They are all on your face.



#### 2 Listen and say.

This is our poster. There is a small monster. And there are two big monsters.



There are twenty-four hands.



There are fifteen arms.



There are six legs and six feet.





# MODULE 6

## Unit 2

### 3 Look and say.



There is one boy. There are two dogs.



### 4 Listen and say. Then sing.



## THREE GREEN PARROTS



There are three green parrots  
two green parrots  
one green parrot



standing in the tree. There are three green parrots  
standing in the tree. There are two green parrots  
standing in the tree. There is one green parrot




standing in the tree. Now one green parrot  
standing in the tree. Now one green parrot  
standing in the tree.

Now the green parrot



accidentally falls. There are  
accidentally falls. There is  
accidentally falls. There is no green parrot



standing in the tree.



### 5 Find and say.

In Picture 1, there is a boy. He's flying a kite.



### 6 Do and say.

Bring a photo of your room to class and introduce it.








# MODULE 7

## Unit 1




### Are there many children in your class?

#### 1 Listen, point and say.



#### 2 Listen, point and find "Are there...?"





So there are twenty-one girls.

Yes. You are right.



Are there many children in a class in the UK?

No, there aren't. There are about twenty.



So we've got more friends in China!

Ha ha...



# MODULE 7

## Unit 1

### 3 Listen and say.



**A:** Are there many children in your class?

**B:** Yes, there are forty-one.



**B:** Are there many children in a class in the UK?

**A:** No, there aren't. There are about twenty.

### 4 Practise.



**School A**



**School B**

Are there many apples at School A?

How many?

Yes, there are.

There are...




# MODULE 7

## Unit 2

### How many apples are there in the box?

#### 1 Listen, point and say.



#### 2 Listen and say.





## Unit 2

### 3 Look, ask and answer.



A: How many children are there in Class 1?

B: There are...

Class 1	Class 2
42 children	48 children
27 boys	31 boys
15 girls	17 girls
25 computers	30 computers

### 4 Listen and say. Then chant.




Ten big lions at the zoo.  
Twenty bears and a kangaroo.


Thirty elephants in a row.  
Forty monkeys go high and low.

Fifty tigers I can see.  
Sixty parrots in a tree.

Seventy cats and eighty dogs.  
Ninety birds and one hundred frogs.



### 5 Look and remember. Then ask and answer.



### 6 Act and say.



*Do an interview about your school.*







# MODULE 8




## Unit 1

### He works hard.

#### 1 Listen, point and say.



#### 2 Listen, point and find "am, is, are".





**At School**

Is Daming naughty in class?

No, he isn't.



He works hard.  
He isn't lazy.

That's good.

And he's a clever  
boy, too. His work  
is good.


I'm happy  
with that. Thank  
you, Ms Smart.



**At Home**

Daming,  
Ms Smart is very happy  
with your work.

Oh, good!



## Unit 1

### 3 Listen and say.



**Daming's mum:** Is Daming naughty in class?  
**Ms Smart:** No, he isn't.



**Ms Smart:** His work is good.  
**Daming's mum:** I'm happy with that. Thank you.

### 4 Practise.



naughty



lazy



clever



nice



shy



quiet






# MODULE 8


## Unit 2

### She's quite good at English.

#### 1 Listen and chant.



I like English. I like Maths.  
I like PE and Chinese.  
I like Science. I like Art.  
I will work really hard.



#### 2 Listen and say.



#### Report: Lingling

Maths	very good
English	quite good
Science	tries hard
PE	runs fast
Art	doesn't work hard
Chinese	very good



**Mum:** We've got Lingling's report.

**Dad:** What does it say?

**Mum:** She's very good at Maths. She's quite good at English. She tries hard at Science. She runs fast in PE. She's very good at Chinese. But she doesn't work hard at Art.



## Unit 2

### 3 Look and say.



Sam is quite good at Maths. He's...



#### Report: Sam

Maths	quite good
English	very good
Science	doesn't work hard
PE	good at football
Art	works hard
Chinese	not very good



### 4 Listen and say. Then chant.



This is a naughty monkey.

And this is a lazy cat.



This is a clever dog.

And this is a fast rat.



$$8 + 5 =$$



This is a good panda.

This is a funny giraffe.

When I look at its face,  
I laugh and laugh and laugh.



### 5 Find and say.



naughty

lazy

works hard


clever



A



B



C



D



### 6 Do and say.







# MODULE 9

## Unit 1




They were very young.


### 1 Listen, point and say.



### 2 Listen, point and find "was, were".







# MODULE 9

## Unit 1

### 3 Listen and say.



**Amy:** They were very young then!

**Lingling:** Yes. But they are very old now.



**Amy:** Your hair was very short then.

**Lingling:** Yes, now it's long.

### 4 Practise.



**A:** It was fat then.

**B:** Now it's thin.

**A:** They were... then.

**B:** Now they're...



short

long

fat

thin

tall

old

young

Then



Now






# MODULE 9

## Unit 2

### He was in Hong Kong.

#### 1 Listen, point and say.



#### 2 Listen and say.



Dear Lucy,

In the holidays, Mum and Amy weren't in Beijing.

They were in London with my grandparents. Dad wasn't in London.

He was in Hong Kong. And me? I was in Beijing.

I was with Daming at his home yesterday.

It was fun!

Love,

Sam



## Unit 2



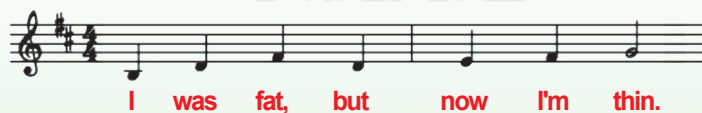
### 3 Find and say.

Ms Smart and Amy were in...



### 4 Listen and say. Then sing.

#### I WAS FAT





### 5 Find and say.

Duoduo was short then. Now he's tall.



Then



Now



### 6 Do and say.

Bring some photos to class and talk about them.



Look! This is my father.  
He was thin then.  
But now he is not.

Look at this little boy.  
It's me. I was short and  
thin then. I am tall and  
strong now.








# MODULE 10

## Unit 1



### Were you on the second floor?

#### 1 Listen, point and say.



#### 2 Listen, point and find "was, were".







# MODULE 10

## Unit 1

### 3 Listen and say.



**Daming's mum:** Was Daming there?  
**Sam:** No, he wasn't.

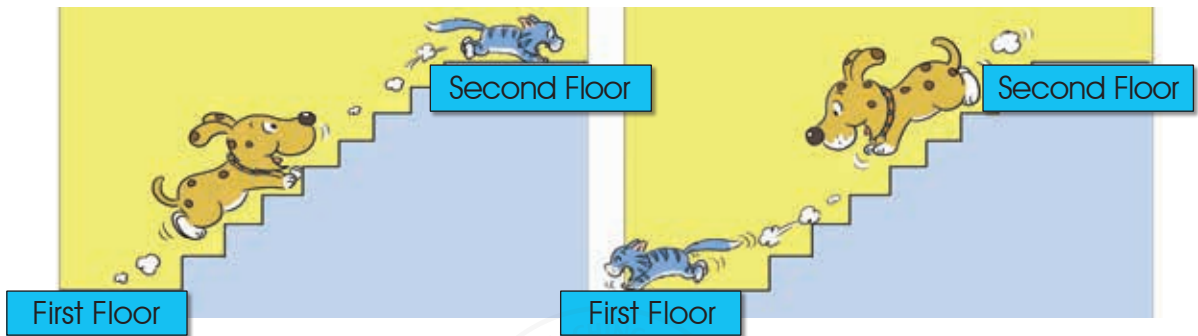


**Daming's mum:** Were you on the second floor?  
**Ms Smart:** Yes, we were.  
**Amy:** And Daming was there!

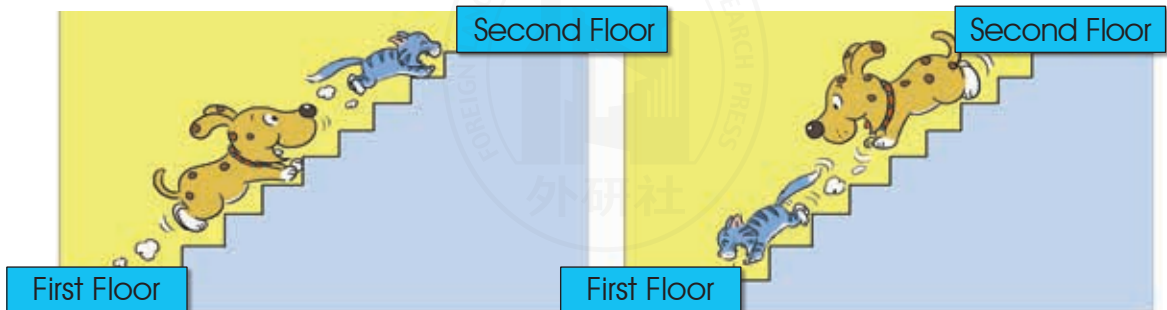
### 4 Practise.



The dog was on the first floor. The cat is on the second floor.



They were on the first floor.






# MODULE 10

## Unit 2

### It was there.

#### 1 Listen, point and say.



#### 2 Listen and say.



**Mother:** Where are the vegetables?

**Xiaoli:** I don't know. They were here last Sunday.

**Mother:** Where is the fruit?

**Xiaoli:** It was there.

**Mother:** And where is the milk?

**Xiaoli:** It was there, too.

**Mother:** Oh! Where are they now?  
Let's go and find them!



# MODULE 10

## Unit 2

### 3 Look, ask and answer.



sweets

vegetables

cakes

fruit

milk

eggs

Where are the cakes?



Second Floor



First Floor



I don't know. They were on the first floor yesterday.



### 4 Listen and say. Then sing.



## WE WERE IN THE SUPERMARKET

First Floor



Where were the toys? The toys were on the second floor.



We were in the supermarket yesterday. We bought food to eat and toys to play.



Second Floor

### 5 Look and remember. Then ask and answer.



**A:** Was the toy panda on the first floor?


**B:** No, it wasn't.

**Then**

**A:** Is the toy panda on the first floor now?

**B:** Yes, it is.

**Now**



### 6 Make a survey and write.



How many children were there in your class last year?

How many children are there in your class this year?

There were...

There are...




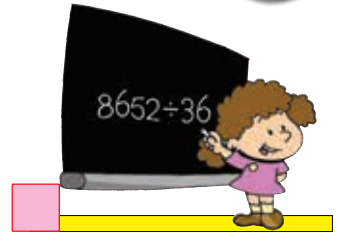

Name	How many children?	
	Last year	This year
Xiaowen		
...		



# REVIEW MODULE

## Unit 1

### 1 Listen and number.



### 2 Look and say.



It's very tall.

tall

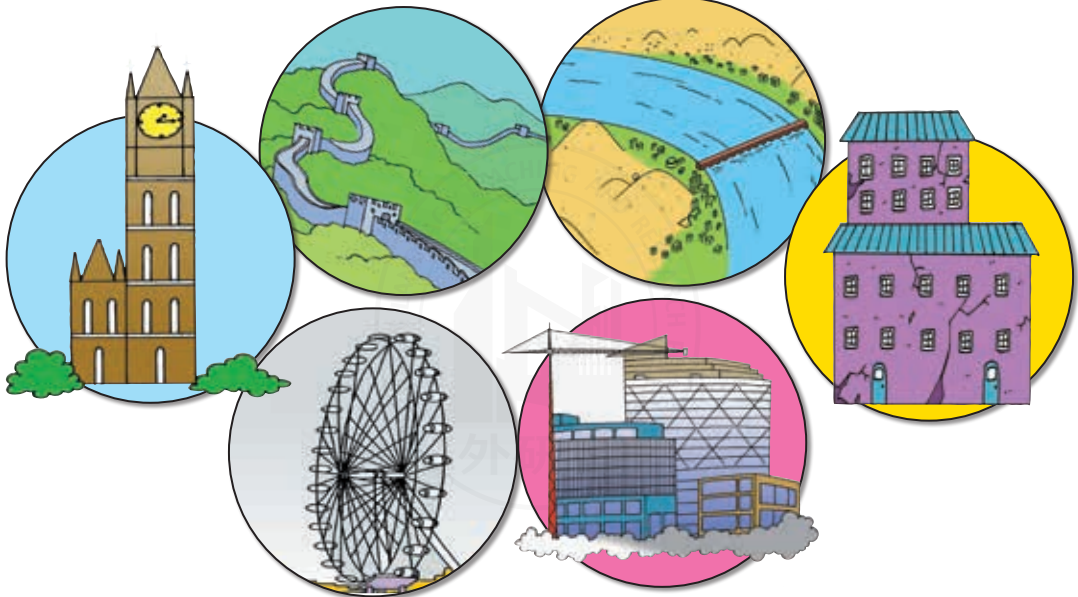
new

old

high

wide

long



### 3 Look and say.

This weekend, Fangfang will... She won't...



### 4 Mime, ask and answer.



# REVIEW MODULE

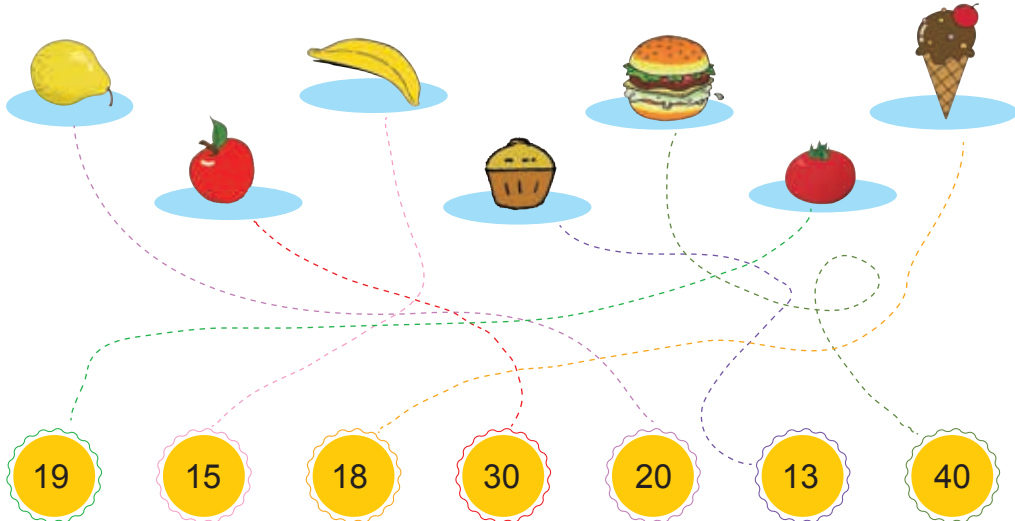
## Unit 2

### 1 Point, ask and answer.



A: How many... are there?

B: There are...



### 2 Look and say.




The children were in Classroom A. Now they're in Classroom B.

Then

Classroom A

Classroom B

Classroom C



Now

Classroom A

Classroom B

Classroom C






### 3 Ask and answer.



A: Were you at the farm yesterday?

B: Yes, I was.



### 4 Look and say.



I'll wash my trousers on Monday.



## Weekly Plan

Monday	Tuesday	Wednesday	Thursday
Friday	Saturday	Sunday	

# Words and Expressions in Each Module

## Module 1

nice 友好的, 亲切的;

讨人喜欢的

always 总是, 一直

a bit 稍微, 有点儿

shy 羞怯的, 胆怯的, 腼腆的

\*e-card 电子贺卡

quiet 文静的

another 另一个, 再一个

him (宾格) 他

\*parrot 鹦鹉

twenty 二十

helpful 肯帮忙的; 有用的

maths 数学; 数学课

\*plus 加, 加上

more 更多的; 另外的; 附加的

## Module 2

about 关于

river 河

wide 宽的, 宽阔的; 宽广的

old 年代久的, 古老的

clock 钟, 时钟

wheel 轮子

round 圆形的; 球形的

will 将, 将会

you'll = you will 你将

tower 塔

bridge 桥

## Module 3

won't = will not 将不

countryside 农村, 乡下

farmer 农民; 农场主

there 在那里

lots of 许多的, 大量的

breakfast 早餐

have breakfast 吃早餐

tea 茶; 茶叶

tea party (下午的) 茶会,  
茶话会

## Module 4

pick 采, 摘 (花、水果)

fourteen 十四

sixteen 十六

eighteen 十八

thirteen 十三



fifteen 十五

seventeen 十七

nineteen 十九

afraid 担心的

feel 感觉; 觉得

all right 好, 行

## Module 5

tomorrow 明天

Monday 星期一

why 为什么

Why not? 为什么不呢?

Tuesday 星期二

Wednesday 星期三

Thursday 星期四

next 下一个的; 其次的

week 周, 星期

## Module 6

stamp 跺脚, 用力踩

computer 计算机, 电脑

shall 该, 要

arm 胳膊

## Module 7

class 班级

any 一些, 若干; 任何一个

ask 问; 询问; 打听

question 问题

forty 四十

so 因此

about 大约

thirty 三十

## Module 8

hard 努力地

lazy 懒惰的, 懒散的

parent 母亲; 父亲

Parents' Day 家长日

speak 谈话; 说

with 对于

quite 很, 非常

good at 擅长

English 英语; 英语课

PE = physical education

体育; 体育课



**Chinese** 汉语, 中文; 语文课

**art** 美术; 艺术; 美术课

**report** 成绩报告单

**try** 尝试, 试图

## Module 9

**were** (are的过去式) 是

**young** 年轻的

**beautiful** 漂亮的, 美丽的

**was** (is的过去式) 是

**also** 也, 还

**then** 那时

**who** 谁

**grandparent** (外) 祖父;

(外) 祖母

**old** 老的, 年老的

**yesterday** 昨天

**weren't** = were not 不是

**wasn't** = was not 不是

**fun** 有趣的事

## Module 10

**second** 第二

**floor** 层

**worried** 担忧的; 焦虑的

**find** 发现, 找到

**first** 第一

**remember** 记起; 回想起

**Mother's Day** 母亲节

**vegetable** 蔬菜

**last** 上一个

(注: 黑体词为义务教育英语课程标准二级词汇, 标有\*的词为五级词汇表外的词汇)



# Word List

## Aa

a bit 稍微, 有点儿  
about 关于; 大约  
afraid 担心的  
all right 好, 行  
also 也, 还  
always 总是, 一直  
another 另一个, 再一个  
any 一些, 若干; 任何一个  
arm 胳膊  
art 美术; 艺术; 美术课  
ask 问; 询问; 打听

## Bb

beautiful 漂亮的, 美丽的  
breakfast 早餐  
    have breakfast 吃早餐  
bridge 桥

## Cc

Chinese 汉语, 中文; 语文课

class 班级

clock 钟, 时钟

computer 计算机, 电脑

countryside 农村, 乡下

## Ee

\*e-card 电子贺卡

eighteen 十八

English 英语; 英语课

## Ff

farmer 农民; 农场主

feel 感觉; 觉得

fifteen 十五

find 发现, 找到

first 第一

floor 层

forty 四十

fourteen 十四

fun 有趣的事



## Gg

good at 擅长

grandparent (外) 祖父;  
(外) 祖母

## Hh

hard 努力地

helpful 肯帮忙的; 有用的

him (宾格) 他

## Ll

last 上一个

lazy 懒惰的, 懒散的

lots of 许多的, 大量的

## Mm

maths 数学; 数学课

Monday 星期一

more 更多的; 另外的; 附加的

Mother's Day 母亲节

## Nn

next 下一个的; 其次的

nice 友好的, 亲切的;  
讨人喜欢的

nineteen 十九

## Oo

old 年代久的, 古老的; 老的,  
年老的

## Pp

parent 母亲; 父亲

Parents' Day 家长日

\*parrot 鹦鹉

PE = physical education

体育; 体育课

pick 采, 摘 (花、水果)

\*plus 加, 加上

## Qq

question 问题

quiet 文静的

quite 很, 非常

## Rr

remember 记起; 回想起

report 成绩报告单

river 河

round 圆形的; 球形的





## Ss

second 第二

seventeen 十七

shall 该, 要

shy 羞怯的, 胆怯的, 腼腆的

sixteen 十六

so 因此

speak 谈话; 说

stamp 跺脚, 用力踩

## Tt

tea 茶; 茶叶

tea party (下午的) 茶会,  
茶话会

then 那时

there 在那里

thirteen 十三

thirty 三十

Thursday 星期四

tomorrow 明天

tower 塔

try 尝试, 试图

Tuesday 星期二

twenty 二十

## Vv

vegetable 蔬菜

## Ww

was (is的过去式) 是

wasn't = was not 不是

Wednesday 星期三

week 周, 星期

were (are的过去式) 是

weren't = were not 不是

wheel 轮子

who 谁

why 为什么

Why not? 为什么不呢?

wide 宽的, 宽阔的; 宽广的

will 将, 将会

you'll = you will 你将

with 对于

won't = will not 将不

worried 担忧的; 焦虑的

## Yy

yesterday 昨天

young 年轻的

AB  
CD  
FG

# Words and Expressions in Songs and Chants

accidentally 偶然地；意外地

clean 清洁的，干净的

eighty 八十

fall 落下；跌倒

fast 快的，快速的

fifty 五十

funny 有趣的；滑稽的

high 高高地

hundred 百

in a row 成一条直线；成一行

its 它的

kangaroo 袋鼠

laugh 笑；嘲笑

low 在（向）低位置

ninety 九十

paint 绘画

rat 老鼠

round 成圆圈地

seventy 七十

sixty 六十

tangerine 橘子，柑橘

when 在……的时候；  
在……情况下

win 获胜，赢





# Proper Nouns

## Names

Kitty 姬蒂

Solomon Grundy 所罗门·格伦迪

## Places

Big Ben 大本钟

London 伦敦

the London Eye 伦敦眼

the River Thames 泰晤士河

Tower Bridge 塔桥





# Reading for Pleasure

## Jack and the Beanstalk



# Reading for Pleasure





# Reading for Pleasure





# Reading for Pleasure



# Reading for Pleasure

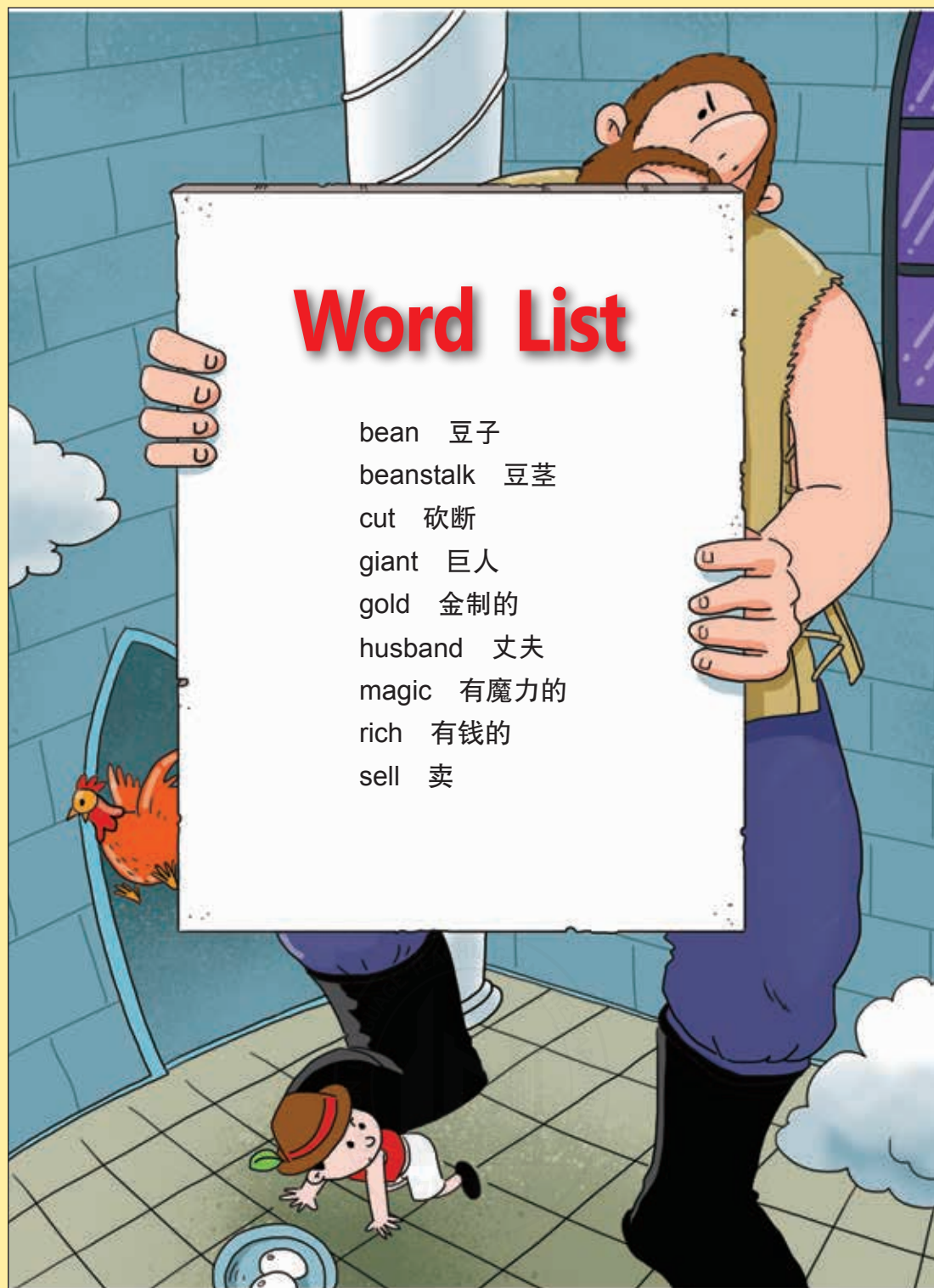




# Reading for Pleasure



# Reading for Pleasure






# Project

## People

- 1 Cut out pictures of people from magazines and newspapers. 




- 2 Look at the pictures and say.  



# Project

**3 Stick the pictures on a big piece of paper.**




**4 Write captions. Stick on a caption for each picture.**





# Project

## 5 Display and talk about your project.



# 图例对照说明



act/display/do/make/  
mime/practise



answer



ask



chant



count



cut



draw/write



find



guess



listen



look



number



point




remember



say/talk



sing



stick





## 后记

既名为“后记”，一般应该是本教材使用完毕后才看到的吧。

那么，同学们，你们喜欢这套教材吗？大明、玲玲以及他们的小伙伴们是否让你们喜爱上了英语，并且帮助你们掌握了一定的英语运用能力呢？如果是这样，那就太好啦！希望你们在以后的英语学习中继续大胆地开口说英语——课上说、课下说；继续积极地参与各项语言活动。一句话，你们要尽量主动使用英语来表达意思和做事情，这样才能把英语学好。

可敬的老师们，感谢你们的辛勤劳动，以及你们为国家英语课程改革付出的努力和做出的贡献。在修订本套教材的过程中，我们也充分考虑了英语课程改革以及一线教学的需求。修订后的教材更加突出了英语课程工具性和人文性的统一，优化了各册的结构设计和内容安排，以使教学脉络更加清晰、梯度更加合理。

为了在最大程度上保证教材与课程标准的契合，便于一线教学使用，所有参与本套教材编写的人员均付出了艰辛的努力。在此我想特别感谢我的编写团队，没有他们的努力与付出，就没有本教材的问世。

本册教材的主要编写人员如下（中方编写人员按姓氏笔画排序）：

Naomi Simmons（英） Carlos Barcenás（英）

于业宏      王馨悦      孙泓      张琦      樊波

你们的

二〇一二年春日





# New Standard English



绿色印刷产品

